


TREE PRUNING



When making a tree preservation order application or a conservation area notification, as much detail as possible should be supplied.


- % to be thinned or reduced?
- Number of branches specified to be removed?
- Distance of clearance from structures to be attained?

Crown Thinning



This involves the removal of a portion of secondary and small (usually less than 50mm diameter), live branch growth from throughout the crown. The aim is to produce an even density of foliage around a well spaced and balanced branch structure and should be confined to broadleaf species. The percentage of crown to be removed should be stated.

Crown Reduction



This should be carried out by cutting back to a side bud or branch to retain a flowing branch line without leaving stumps in the crown. Reshaping should be a 'once only' operation to bring it to a desirable condition or shape.

Crown Clean

This involves the removal of crossing, weak, duplicated, dead and damaged branches.

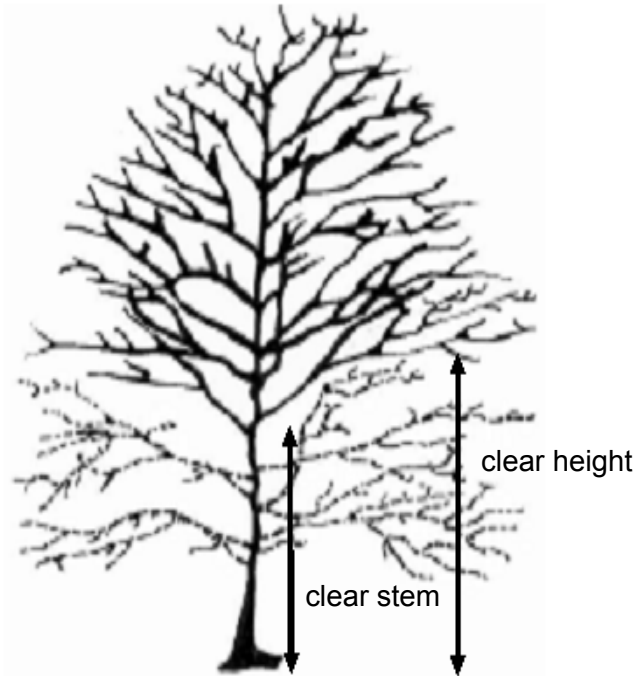
GUIDANCE LEAFLET

A BRIEF EXPLANATION OF SOME TREE PRUNING TERMS



TEST VALLEY
BOROUGH COUNCIL

Crown Lifting or Raising




This involves the removal of the lower branches to increase the height above ground level.

Tree Surgery/Pruning

Pruning trees when young (formative pruning) may reduce the need for major pruning in middle age and in maturity. The need to prune middle age and mature trees is frequently determined by their position in the landscape. There are occasions when changing land use (e.g. building or highway development) may make extensive pruning necessary.

Pollarding



A traditional form of management, with removal of all branches. It should not be used on large trees that have not previously been pollarded, for large wounds created initiate serious decay in mature and maturing trees. It is not suitable for certain species as very heavy pruning may kill some species while others will be stimulated to produce a proliferation of very dense regrowth of shoots from each wound.

For Additional Information Please Contact:

D'Ubb]b[and Building Gyfj]W
HYghJU`Ym6 cfci [\ 7 ci bW
6 YW <i fgh
K Ym]`F cUX
5 bXcj Yf
Hampshire
SP10 3AJ

Tel: 01264 368000

E-mail: planning@testvalley.gov.uk

Tree Contractors

Useful points to consider when employing a tree contractor

- Obtaining more than one written estimate of the works, ideally three.
- Discuss and agree with contractors full extent of the works, including disposal of debris.
- Ensure the contractor has seen and read all the conditions of the consent notice/letter issued by the Local Planning Authority.
- Check that the contractor has appropriate level of third party and public liability insurance.
- Seek examples of previous work locally.