

Test Valley Borough
Playing Pitch Strategy 2020 to 2036
Full Report - July 2020



Document control

Amendment History

Version no.	Date	Reference	Author(s)	Comments
1	27/02/20	Test Valley Borough Council – Playing Pitch Strategy 2020 to 2036 (Draft Report)	John Chapman, Lewis Evans, Nick Trim	Client Feedback
2	23/04/20	Test Valley Borough Council - Playing Pitch Strategy 2020 to 2036 (Full Report)	Lewis Evans, Nick Trim	All Client Team comments addressed.

Client Distribution List

Name	Position
Kerry Wardell	Sports Recreation Officer, Test Valley Borough Council
Karen Eastley	Senior Planning Officer, Test Valley Borough Council

CONTENTS

1:	Introduction and Context	4
2:	Issues and Findings	22
3:	Scenario Testing	33
4:	Recommendations	38
5:	Action Plan	42
6:	Conclusion	48

Appendices: Assessments of Need by Sport

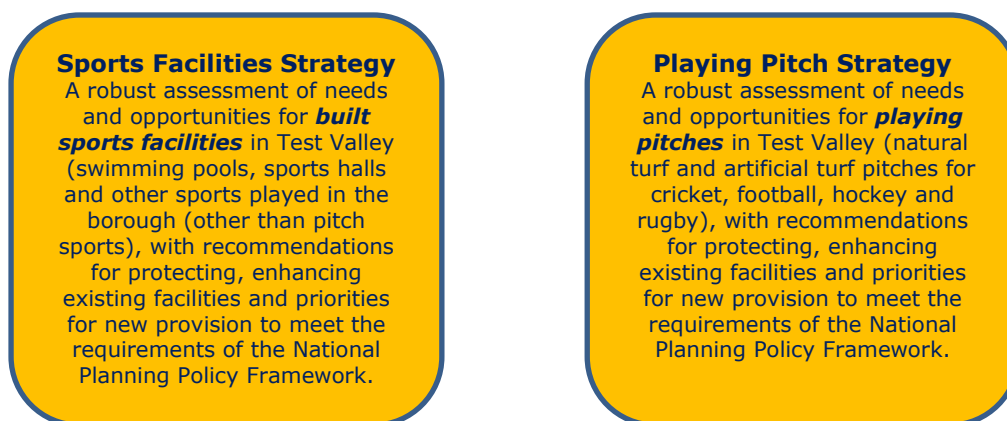
Appendix A:	Cricket
Appendix B:	Football
Appendix C:	Hockey
Appendix D:	Rugby

1 Introduction and Context

1.1 Introduction

- 1.1.1 This Playing Pitch Strategy (PPS) is one of two documents which combine to offer a robust and up to date assessment of sport and recreation facility needs across Test Valley Borough in 2020 and estimates future needs to 2036. The previous Playing Pitch Strategy for Test Valley was published in 2014 and a Sport and Recreation Strategy (SRS) in 2015. Sport England recommend that local authorities refresh sports facility strategy documents every 3 years. A separate Executive Summary summarises the key findings of both studies (the Sport Facilities Strategy (SFS) and the PPS).
- 1.1.2 The 2014 PPS and 2015 SRS documents formed part of the Council's leisure and planning policy evidence base for the relevant policies in the current Revised Local Plan Development Plan Document (DPD) 2011 - 2029, adopted by the Council in January 2016.
- 1.1.3 Playing pitches are considered separately from other types of sports and recreation facilities due to differences in the methodologies in national guidance, published by Sport England, for assessing the needs for playing pitches and other sports and recreation facility types. Figure 1 outlines the context of these two reports.

Figure 1: Study Overview



- 1.1.4 The sports facility strategy work also aligns directly with Sport England's high-level guidance for local authorities concerning the key planning stages and processes to follow to ensure that investment in sport and physical activity best meets local priority outcomes. Published in 2019, Sport England's Strategic Outcomes Planning Guidance¹ (SOPG) recognises that commitment from local authorities to the provision of physical activity and sport opportunities for local communities is essential and an important contributor to the active environment which people access for health, social and sporting benefits.
- 1.1.5 The Sport England SOPG also recognises local authorities are under increasing pressure to meet the growing needs of their communities with limited resources and using new approaches to commissioning services.
- 1.1.6 Robust, evidence-based planning of affordable and sustainable sport and physical activity facilities and services towards delivery of strategic outcomes that are shared by all key agencies and local stakeholders is the basis of the SOPG approach. The key SOPG stages are set out in Figure 2.
- 1.1.7 This Playing Pitch Strategy for Test Valley identifies (in section 1.4) shared strategic objectives and outcomes (*Stage 1 of the SOPG in Figure 2*), and recommends key interventions by the Borough Council and its strategic partners to protect, enhance and provide playing pitches that will contribute to delivering the outcomes (*Stage 3*). The recommendations are based on insight into the sport and physical activity needs and priorities of the Test Valley community and place (*Stage 2*) and realistic assessment of the potential investment commitment required (*Stage 4*).

¹ Strategic Outcomes Planning Guidance, Sport England (2019)

Figure 2: Sport England Strategic Outcomes Planning Guidance



1.2 Background

- 1.2.1 Most of the recommendations made in the previous sports facility and playing pitch strategies are now in place. Major sport facility improvement projects delivered include the flagship new Andover Leisure Centre and a major upgrade of the Romsey Rapids pool and wetside changing rooms. With regard to playing pitches, new playing fields with high quality sports pitches have been provided to serve the needs of the growing communities in the two main towns in Test Valley - for example at Picket Twenty and East Anton in Andover, and Abbotswood in Romsey.
- 1.2.2 Also in Romsey, a major development is well underway at Kings Chase/Ganger Farm to provide a new playing pitch hub site with both natural turf and artificial grass pitches. A three year project identified in the 2014 PPS to develop and improve the sports pitches and tennis courts at Knightwood Leisure Centre in Valley Park is also now completed and floodlights have been installed to the second rugby pitch at Foxcotte Sports Park in Andover.
- 1.2.3 Since 2014/15 when the previous playing pitch and sports facilities strategies were produced, a number of schools in the borough - both in the state and independent sectors - have either upgraded their sports facilities or developed new provision. For example, the playing surfaces of the artificial grass pitches at both John Hanson School in Andover and the Romsey School have been replaced for hockey (the former with grant support from TVBC as a direct action of the playing pitch strategy), the roof and flooring of the sports hall at Harrow Way School have been renewed and the independent Farleigh School outside Andover has installed floodlights to its artificial grass pitch and replaced the cricket nets in the sports hall.
- 1.2.4 Since the last Test Valley PPS was published, major new playing pitches and pitch improvement works have also taken place on sites within and close to the borough's south-east boundary which change the overall picture of provision, most particularly the Stoneham Lane Football Complex within Eastleigh Borough.

1.3 The Drivers

- 1.3.1 Test Valley Borough Council (TVBC) initiated the development of updates to the 2014 Playing Pitch Strategy and the 2015 Sport and Recreation Strategy in response to the following drivers:

Figure 3: The Key Drivers	
<p>Forward Planning</p> <p>The Borough Council is preparing a new Local Plan for the borough looking to the period to 2036. The new Local Plan will set out the number and type of new homes, jobs and infrastructure needed to support the Borough's communities, and include planning policies which by law the Council is required to use as a starting point to determine planning applications in its area.</p> <p>Further new housing development will take place in the borough over the next Local Plan period with current forecasts based on Office for National Statistics (ONS) data², for approximately 12,200 more people living in Test Valley by 2036.</p> <p>The primary driver is therefore the need for a new strategy for sports facilities including playing pitches - based on robust, up to date assessment of needs - to inform relevant planning policies in the new Local Plan that will protect, enhance and improve the provision of sports facilities across the borough to meet the current and future needs of its resident communities.</p>	
<p>Health and Wellbeing</p> <p>Strategies for sports and playing pitch facilities in the borough are needed to support the county-wide strategic health priority to promote positive health behaviours to improve public health and wellbeing and reduce health inequalities. Physical inactivity is a key lifestyle risk factor.</p> <p>Effective place-making by borough and district councils that includes planning facilities for sport and physical activity, can encourage and support residents to make healthy lifestyle choices. Good quality, accessible sports facilities and playing pitches provide opportunities for people to take part in sports and informal recreation for their physical health and mental wellbeing.</p>	
<p>Schools</p> <p>Access to school sports facilities in the evenings and/or at weekends is critical to the successful operation of many of the community sports clubs based in Test Valley, whether for match play or for coaching and training. With a growing population over the Local Plan period, the role of school sports facilities in providing for community sport is likely to grow in importance.</p> <p>Accordingly, exploring opportunities to both secure existing community use of school pitches and facilities and to widen community use are important drivers for the strategies.</p>	
<p>Developer Contributions & External Grants</p> <p>Lastly, there is a need to update the priority projects for new and enhanced sports facilities, playing pitches and pavilions in the borough and its sub areas to inform updates of the Borough Council's Infrastructure Delivery Plan and the future investment priorities for the Council's Community Infrastructure Levy (CIL) and site-specific S106 Developer Contributions.</p> <p>Priority projects will also inform applications for external grant support to sports agencies such as Sport England, the Football Foundation and the national governing bodies of sport.</p>	

1.4 The Vision and Objectives

- 1.4.1 The Borough's Sports Facilities Strategy and Playing Pitch Strategy contribute to the achievement of the Council's Corporate Plan for 2019-2023 Growing Our Potential which identifies priorities for the next four years based on a programme of consultation with more than 2,000 borough residents. The Borough Council's priorities for investment over this period aim to grow the potential of:
- Town centres

² Office for National Statistics (ONS) 2016-based Sub-National Population Projections

- Communities
- People
- The Local Environment

1.4.2 Key objectives for the two sports facility strategy documents were set out in January 2019 in a brief to consultants:

1. *To provide an evidence base and clear priorities for protecting and enhancing the existing provision of sports facilities and playing pitches and to inform responses to future planning applications, capital investment plans and external funding bids for new provision.*
2. *To improve health and wellbeing in Test Valley by ensuring all residents have access to good quality facilities for sport and physical activity'.*

1.4.3 The Hampshire & Isle of Wight Physical Activity Strategy 2017-21, co-ordinated by Energise Me the County Activity Partnership, has a vision to beat inactivity. A clear strategic priority of the partners is to reduce inequalities in physical activity. In Test Valley, this translates as a priority focus for physical activity interventions on areas with greatest inactivity in Andover which show closest match with the highest ranked Local Strategic Output Areas (LSOAs) on the Index of Multiple Deprivation (IMD)³.

1.4.4 In developing new housing and policies for developer contributions the Physical Activity Strategy for the county encourages developers and local authorities to adopt 'active design principles' to maximise active travel and minimise air pollution.

1.4.5 The focus on reducing inequality also points to prioritising investment in accessible, low cost types of physical activity (e.g. walking, cycling) and activities that appeal to the insufficiently active (e.g. walking football, netball) and providing sufficient and appropriate enabling infrastructure for these activities. The Borough Council is considering preparing a Walking & Cycling Strategy for the borough.

1.4.6 The strategic priorities of each of the playing pitch sport's national governing bodies to 2023 are summarised in the sport-specific appendices to this report.

1.5 Scope - Playing Pitch Sports Included

1.5.1 To align with national guidance published by Sport England for the scoping and preparation of local area playing pitch strategies, the development and delivery of the Playing Pitch Strategy was managed by the *Test Valley Playing Pitch Strategy Steering Group*.

1.5.2 The Steering Group comprised representatives from the Council's sports, leisure and planning policy teams, its key partner agencies for sport and leisure i.e. Sport England, Energise Me (the County Active Partnership for Hampshire & Isle of Wight) and Places Leisure (the Council's leisure management contractor) plus nominated representatives of the governing bodies of the four main playing pitch sports played in Test Valley Borough i.e. hockey (England Hockey), cricket (The England & Wales Cricket Board), rugby union (The Rugby Football Union), and football (The Football Association).

1.5.3 The Steering Group agreed at an initial meeting in March 2019 that the playing pitch strategy should include both natural and artificial playing surfaces as appropriate to these sports.

1.5.4 Archery and croquet were identified by the Steering Group as other sports using playing pitches in the borough. These sports are considered as part of the Sports Facilities Strategy as it was agreed these sports have negligible impact on the availability / capacity of pitches for the primary sports where they share the same playing area (i.e. Archery at Hardmoor Sports Ground and Croquet at Sherfield England Bowls Green) due to complementary programming. Archery at Foxcotte Sports Park and Croquet at Hunts Farm Playing Field have dedicated playing areas.

1.5.5 For each of the four main pitch sports, the strategy seeks as far as is practicable to include consideration of all forms of play whether:

³ English Indices of Deprivation 2019, Office of National Statistics (ONS)

- Club and league based (formal) play and training (including indoor nets for cricket),
- Small sided and recreational game formats currently growing in popularity e.g. soccer sixes, futsal (indoor), adult touch and 7s rugby, hockey sixes, All Stars Cricket (5-8 year olds), Dynamos Cricket (8-11 year olds), Softball Cricket (juniors and women's festivals etc), Tapeball (street cricket), Last Man Stands and Cage Cricket (played on MUGAs), or
- Unprogrammed play by groups of residents, workers, students, school friends out of school.

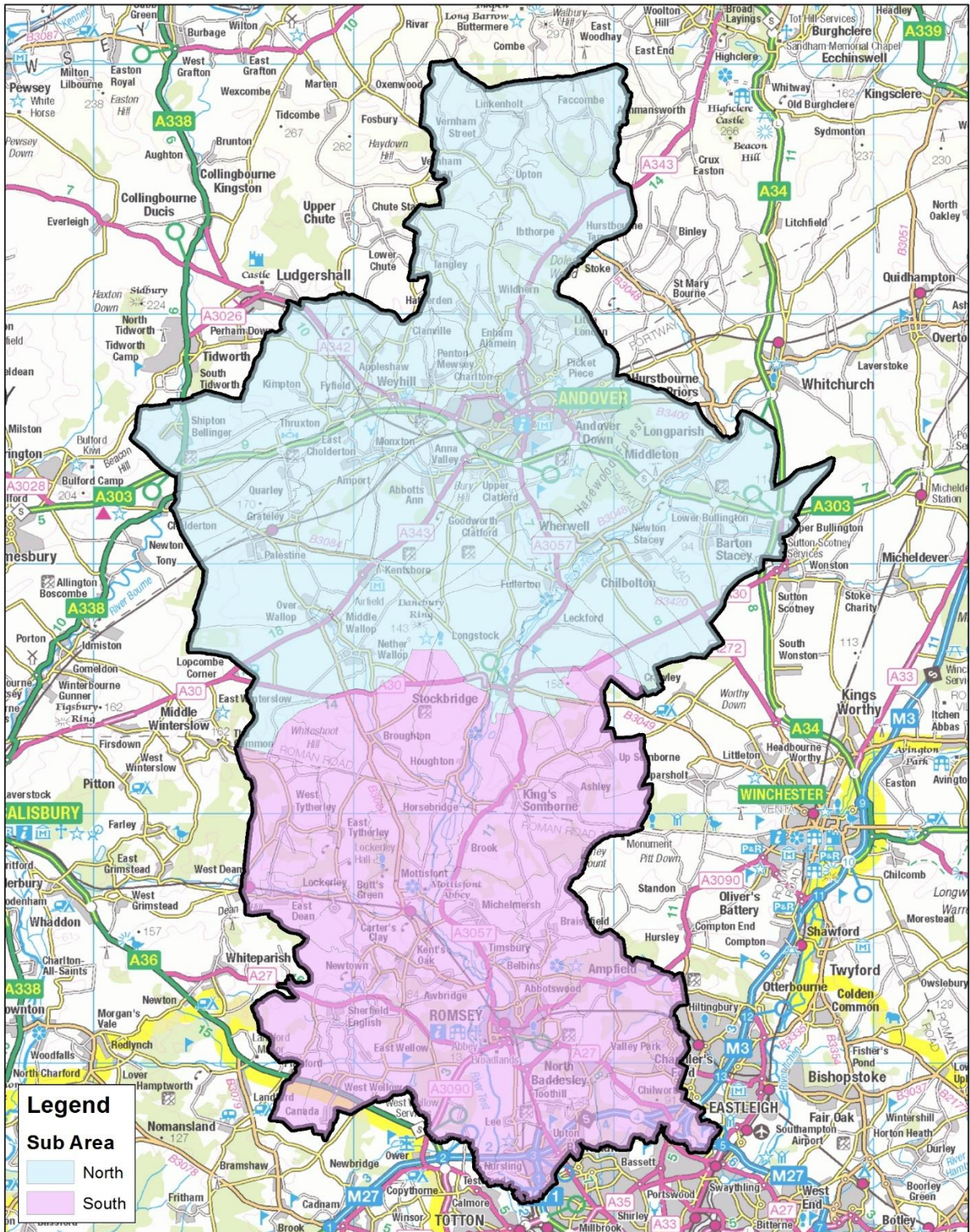
1.6 The Study Area

1.6.1 The study relates to the area within the borough of Test Valley. For reporting purposes, the borough has been sub-divided into the following two sub-areas, based on Ward boundaries, reflecting the distribution of the main centres of population and the predominant travel patterns of residents seeking to access community sports facilities. It broadly reflects the sub areas used for the 2014 Playing Pitch Strategy.

- **North** - Andover Town with a current resident population of c. 50,000 and surrounding parishes including Over Wallop (2,400), Charlton (2,000), Upper Clatford (1,600), Shipton Bellinger (1,500), Abbotts Ann (1,300), Ampport (1,200), Barton Stacey (1,000) Enham Alamein (1,000) and a further 24 parishes with fewer than a thousand residents. The total population of the North sub area in 2019 (based on Hampshire County Council's 2018 based Small Area Population Forecasts) is approximately 73,700.
- **South** - Romsey Town with a current resident population of c. 15,300 and surrounding parishes including Valley Park (7,500), North Baddesley (7,100), Romsey Extra (5,800), Nursling & Rownhams (5,400), Wellow (3,400), Ampfield (1,800), King's Somborne (1,600), Chilworth (1,200), Broughton (1,100) and a further 16 parishes with fewer than a thousand residents. The total population of the South sub area in 2019 (based on Hampshire County Council's 2018 based Small Area Population Forecasts) is approximately 57,000.

1.6.2 The playing pitch needs and recommendations in this strategy are presented by sub area and for the borough as a whole. The sub area boundaries are shown in Figure 4.

Figure 4 – Extent of Sub Areas



This map is reproduced from Ordnance Survey Material with the Permission of Ordnance Survey on behalf of the controller of her majesty's stationery office © Crown Copyright. Unauthorised reproduction infringes Crown Copyright and may lead to prosecution or civil proceedings. Test Valley Borough Council 100024295 2019.



- 1.6.3 Supply of artificial grass pitches and of playing pitch sites that host central leagues in neighbouring local authority areas with easy access for Test Valley residents (i.e. a 15-20 minute journey time by car) has been taken into consideration in determining current and future facility needs in the borough.
- 1.6.4 In terms of demand, the impact of sites in neighbouring authorities close to the borough boundary and allocated for large scale new housing developments is taken into consideration.
- 1.6.5 Also, the impact of 'displaced' demand is considered in relation to the sports and playing pitch facility needs in the borough and the two sub areas. This includes both exported demand (i.e. from Test Valley to access facilities in neighbouring local authorities) and imported demand (from neighbouring local authorities to access sports facilities in Test Valley). The neighbouring local authority areas to Test Valley are:
- **West Berkshire** - to the north
 - **Basingstoke & Deane** - to the north east
 - **Winchester** - to the east
 - **Eastleigh** - to the south east
 - **Southampton** - to the south
 - **New Forest** - to the south west
 - **Wiltshire** - to the west

1.7 Methodology

- 1.7.1 The approach to developing the playing pitch strategy is in line with Sport England's Playing Pitch Strategy Guidance⁴. Specifically, the approach adheres to the following ten steps as advocated in the Sport England guidance:
- 1.7.2 Stage A
Step 1. Prepare and tailor the approach
A Playing Pitch Strategy Steering Group was convened in March 2019 to develop and agree the approach summarised below.
- 1.7.3 Stage B
Steps 2&3. Gather supply and demand information and views
Between May and November 2019, visits were made to 70 playing pitch sites in the borough (in parks and recreation grounds, at sports club grounds and schools with current community use) during the summer and winter playing seasons. Non-technical, visual assessments were made of each playing pitch and the ancillary facilities available at each site. In some cases, these visits included meetings on site with representatives of the site owner organisations, the user club or the site maintenance contractor.
- 1.7.4 Primary schools with playing fields not currently used by the community were also visited in the summer term to identify those with the greatest potential for community use in future.
- 1.7.5 Supply and demand information gathered from the site visits was augmented and verified through website research and by conducting an online survey of playing pitch sports clubs based in the borough. For rugby and hockey the club survey response rate was 100%, cricket 52% and football 45% including those clubs represented by club officials or groundstaff during site visits. The lower response rate for cricket and football is due in the main to the large number of single team clubs. Information and views were received from almost all the larger multi-team cricket and football clubs with junior sections. In terms of teams represented, the cricket club response rate was 75% of the total teams and football 60%.
- 1.7.6 The Parish Councils were contacted by email and asked to validate sports facility supply and demand information identified from desk-based research and invited to submit information and views by email or telephone. Two thirds of the parish areas responded by email and meetings were held with representatives of Andover Town Council, North Baddesley Parish Council and Stockbridge Parish Council.

⁴ Playing Pitch Strategy Guidance, Sport England (October 2013) [Sport England Playing Pitch Strategy Guidance](http://www.continuumleisure.co.uk)
www.continuumleisure.co.uk

- 1.7.7 Leisure officers in the neighbouring local authority areas were contacted to identify any key playing pitch supply or plans and any relevant development proposals close to their borough/borough boundary with Test Valley.
- 1.7.8 National/county representatives of the four playing pitch sport governing bodies were consulted by email and telephone during the research phase to gather information, support the club survey distribution and to check and challenge the supply and demand audit findings by site for their sports.
- 1.7.9 Telephone consultation was carried out with lead personnel from Hampshire Public Health and EnergiseMe (the County Active Partnership working to reduce levels of inactivity across Hampshire).
- 1.7.10 A meeting was held in August 2019 with the Council's Policy & Projects team to consider the interface between the sports facilities strategy and infrastructure planning work led by partnerships of residents, businesses, community groups and public bodies in Romsey (*Romsey Future*) and Andover (*Andover Vision*).
- 1.7.11 Stage C
Step 4. Understand the situation at individual sites
The supply and demand information was summarised in the format of individual playing pitch site overviews. Summary spreadsheets for each sport were then prepared comparing the playing capacity by pitch and site in season with a best estimate of current use (informed by the research and consultation) in order to identify the current picture of provision.
- 1.7.12 **Step 5. Develop the current and future pictures of provision**
For each sport, drafts of the individual site overviews and summary spreadsheets of current provision were distributed to the National Governing Body (NGB) leads to check and challenge and to add any local knowledge and views concerning the current picture of provision and issues by site and sub area. The NGB feedback was reviewed and final versions of the site overviews prepared.
- 1.7.13 The Borough Council provided population growth forecasts to 2036 derived from ONS population projections. The projections show the impact of forecast population change on the main age groups for each playing pitch sport and pitch size (e.g. football and rugby pitch sizes in the junior age groups).
- 1.7.14 These population forecasts were used to calculate the potential number of additional teams for each sport and pitch size that would be generated by 2036 based on current 'team generation rates' (i.e. the number of people in the current population divided by the current number of teams).
- 1.7.15 This growth driver was considered together with information from the NGBs on national demand trends in their respective sports and from the clubs concerning local trends in demand and future aspirations.
- 1.7.16 With regard to hockey future demand, due to the way in which junior hockey play is organised by coaching squads and groups as opposed to teams, Sport England's *Playing Pitch New Development Calculator* tool was used, as advocated by England Hockey, to provide a more accurate assessment than team generation rates of the likely additional hockey pitch demand from the forecast new population in the borough by 2036.
- 1.7.17 The final factor considered to develop a future picture of provision was information provided by the Council, neighbour local authorities, Sport England and the National Governing Bodies concerning committed projects (i.e. with planning consent and funding secured) that will change the supply when implemented or completed (e.g. the new playing pitch hub site in development at Kings Chase/Ganger Farm in Romsey).
- 1.7.18 **Step 6. Identify the key findings and issues**
Based on the research and consultation in stages 1-5 above, key findings and issues for each sub-area and sport were identified in draft sport specific needs assessment reports for consideration by the members of the Steering Group at a meeting on 3rd December 2019. Final versions of these Assessment of Need Reports for the four playing pitch sports (Appendices A-D) were then prepared based on the feedback received prior to circulation for sign-off.

1.7.19 Stage D

Step 7. **Consider scenarios, develop recommendations and draft an initial action plan**

A number of potential future scenarios for changes in playing pitch provision were considered by the Steering Group - e.g. growth in demand from women and girls, loss of security of access to key existing sites, improved maintenance support for rural playing field sites, transfer of more play from grass to artificial turf, securing more access to facilities on school sites, together with the facility priorities for each sport, prior to the drafting of the strategic recommendations and an initial plan of sport/site specific actions.

1.7.20 Step 8. **Write the strategy**

A draft of the strategy, setting out the scenarios and options to address the facility needs identified for each sport together with strategic recommendations and an initial action plan, was prepared and circulated to the members of the Steering Group on 9th January 2020 for consideration and comment at a meeting on 23rd January 2020. A final draft was prepared and circulated to the members of the Steering Group for sign-off on 20th February 2020.

1.7.21 Stage E (ongoing delivery by Test Valley BC and partner organisations)

Step 9. Adopt and deliver the strategy

Step 10. Keep the strategy robust and up to date.

1.7.22 Methodology Summary

1.7.23 This document covers Stages A-D of the national guidance (as set out above), replaces the Test Valley Playing Pitch Strategy (2014) and covers the period to 2036. Sport England recommends that local authorities refresh sports facility strategy documents every 3 years.

1.7.24 The strategic recommendations and site specific actions are based on critical evaluation of the current quantity, quality, accessibility and availability of playing pitch facilities available to residents of Test Valley borough.

1.7.25 Available secondary source evidence (e.g. relevant strategies, planning applications, demographic information, pitch booking records) has been considered and fieldwork carried out (including site visits and engagement with local sports clubs, town and parish councils, schools and other stakeholders) to establish existing and future priority needs.

1.8 Tailoring the Approach - Key Characteristics of Test Valley

1.8.1 Key features of Test Valley Borough and its two sub areas that impact on the supply of and demand for playing pitches and other sports facilities are summarised in Figure 5.

Figure 5: Relevant key characteristics of Test Valley

Demography

- The combined populations of Andover and Romsey and the settlements on the fringes of these two towns, account for approximately two thirds of the borough's total resident population of 129,000 people.
- Outside the two towns and their immediate catchment areas, the borough is rural in character. The historic market town of Stockbridge, close to the geographical centre of the borough, has just 600 permanent residents.
- This demography dictates that the two largest towns are the focus for indoor and outdoor built community sports infrastructure. The size of the towns' resident populations, and the travel time between, means that the core built sports facility types (e.g. pools, sports halls, fitness centres, bmx tracks) and community sports clubs (e.g. in tennis, netball, bowls and the four main playing pitch sports) are needed both in the north (Andover) and in the south (Romsey).
- The third of the borough's residents that live in the rural area rely heavily on cars to access community sports facility types other than village recreation grounds (many of which provide small scale local outdoor sports facilities (e.g. playing pitches, tennis courts, bowling greens, MUGAs, skate ramps)) and village halls.
- Car ownership levels in Test Valley are high relative to the national and regional averages. Nearly half of all households (48%) owned two or more cars or vans at the last census in 2011. However, for those of the 6,426 (13%) households in the borough without a car or van located in the rural areas, there is negligible public transport available to access sports facilities in the towns in peak hours (evenings, weekends).

Figure 5: Relevant key characteristics of Test Valley

- Although the population of Romsey is approximately half that of Andover, the towns' catchment populations are of similar size due to the proximity of Romsey to Southampton to the south and Eastleigh to the east. Winchester (to the north-east) and Salisbury (to the west) are also both within half an hour drive (16 miles) of Romsey. As a consequence, there is a good deal of imported and exported demand for community sports facilities in the Romsey area.
- Whilst Andover's resident population is nearly double that of Romsey, there is much less cross borough boundary movement to access community sports facilities. Andover is surrounded by a large rural hinterland including, to the north, the North Wessex Downs Area of Outstanding Natural Beauty. The nearest towns to Andover with large-scale community sports facilities are more than half an hour drive away - Winchester (18 miles) and Basingstoke (23 miles).
- The borough has an ageing population, particularly in the rural areas, which means there are fewer people year on year in the age groups with the highest levels of sports participation.

Socio Economics

- As a borough, Test Valley is relatively affluent, ranking 262nd out of 317 local authorities in 2019, using the Index of Multiple Deprivation (IMD) summary measure.
- However, the trend is one of rising relative deprivation. In 2015 the borough's IMD ranking was 16 places lower at 278 out of 317.
- There is just one neighbourhood (Local Super Output Area) in Test Valley ranked in the 20% most deprived nationally in the 2019 IMD. This is Andover Harroway Ward between Anton Lakes and Knight Enham Primary School.
- Most of the neighbourhoods within both Romans Ward (on the east side between the Andover town centre and Augusta Park/East Anton) and St Mary's Ward (from Andover High Street eastwards to Winton School on the north side of London Road) rank among the 40% most deprived nationally⁵.

Physical Activity

- Adults living in Test Valley are relatively active when compared to the national average and marginally more active than the average for Hampshire. The 2019 Active Lives Survey (ALS) results show 67.8% of the adult population (aged 16+) in Test Valley are 'Active' (i.e. 150+ minutes a week of moderate intensity physical exercise) and 11.9% are 'Fairly Active' (i.e. 30-149 minutes a week). This compares to the average for Hampshire of 66.0% Active and 12.4% Fairly Active and, for the country as a whole, of 63.2% Active and 12% Fairly Active.
- Whilst activity levels are relatively high, a fifth of adults in Test Valley (20.3%) were found to be 'Inactive' in the 2019 ALS. This evidences the importance of provision of accessible and affordable community facilities for sport and active recreation in Test Valley regardless of the borough's relative affluence and high activity levels.
- The 2019 ALS found that among adults the overall trend nationally in participation in sport and physical activity is increasing. 77.9% of the adult population in England participated at least twice in the last 28 days in the 2018/19 survey an increase of +0.8% since the first benchmark survey in 2015/16.
- Regular participation in walking for leisure (as opposed to travel) and adventure sports are the two fastest growing activities nationally among the 16+ age group.
- The Active Lives Children & Young People Survey in 2018 found that in Test Valley 22.8% of children (school years 1-11) met the recommended level of physical activity (i.e. Active for an average of 60mins or more daily). This compares to the average for Hampshire of 18.5% and nationally of 17.5%.
- In terms of the 'Less Active' children and young people survey measure (i.e. Active for an average of less than 30mins a day), the Test Valley figure is 26.6% - i.e. over a quarter of children in the borough are insufficiently active for their health. The picture is slightly worse at county level (30.8%) and worse still nationally (32.9%).

Growth

- Both towns, Andover and Romsey, have experienced significant growth in recent years through new housing development. The main growth areas are Abbotswood in Romsey and East Anton, Picket Twenty and Picket Piece in Andover.
- Further growth will take place through existing new housing permissions and allocations.

⁵ Indices of Deprivation 2015 and 2019, Department of Communities & Local Government

Figure 5: Relevant key characteristics of Test Valley

- At April 2018, in Romsey there were outstanding permissions for 777 new dwellings and an allocation for a further 1,300 new dwellings on the south side of the town at Whitenap (close to the Romsey Sports Centre/Romsey Rapids/Bypass Stadium sports hub), plus a further allocation for 300 dwellings a few miles to the south east of the town on the south western edge of North Baddesley.
- Also in the south sub area close to the M27, there were outstanding permissions for new housing developments at Rownhams (317 units) and Nursling (255 units).
- In Andover, there were outstanding permissions for 2,360 new dwellings mainly to the north and east sides of the town (at East Anton, Picket Twenty, Picket Piece).
- In both towns, incoming families will slow the ageing population trend and place more demands on community sports infrastructure.

Town Partnerships

- Both Andover and Romsey have set up partnerships of local residents, businesses, community organisations and public bodies (*Andover Vision* and *Romsey Future*) to develop distinct visions for the future of the two towns and to establish local priorities for projects.
- Both *Romsey Future* and *Andover Vision* include activities and actions linked to encouraging more residents to be more physically active as part of aspirations to improve the quality of life for people living, working or studying in the towns.

Investment in Sports Facilities

- Both towns have benefited from substantial investment in sports and recreation facilities over the last five years based on needs identified in the previous strategies for sports facilities and playing pitches.
- In Andover the new £16m Andover Leisure Centre opened in April 2019 and new playing fields with pavilions have been provided at Augusta Park/East Anton, Picket Twenty and Picket Piece.
- In Romsey, the Rapids swimming complex has undergone a £1.0m+ refurbishment of the wetside changing rooms (including new disabled access lockers, toilet and changing areas) and a new health suite (with sauna, steam, drench showers and treatment rooms), a new playing field for football and community building has been provided as part of the housing development at Abbotswood and will be programmed from September 2020. Additionally the Kings Chase/Ganger Farm development is due to be completed in Spring 2021 providing a new large-scale outdoor sports hub with a pavilion, two rugby pitches, one adult football, three junior football and two artificial grass pitches which will be available in 2021/22.
- At Knightwood Leisure Centre in Valley Park, the Borough Council has invested in improved drainage to the sports pitches as well as upgrades to the tennis courts a new gym and refurbished changing rooms.
- On school sites, the artificial grass pitches at both John Hanson School in Andover and the Romsey School have been resurfaced (in 2015 and 2019 respectively).

Environment

- The natural environment, both within and outside the two major towns, is perhaps the borough's most valuable sports and recreation resource. There is extensive 'supply' in Test Valley for the most popular and free to access sports and recreation activities of walking and cycling. The borough has nine accessible nature reserves for walking (including two in Andover), The Test Way, Clarendon Way and other long distance paths and an extensive bridleway network providing many miles of off-road walking and mountain biking trails. The lanes around the villages provide excellent road cycling either recreationally or as part of a cycling club.
- The waterways and lakes (notably The River Test, Anton Lake and Rooksbury Mill Lake), whilst focused on the environment, provide significant opportunities for informal physical activity and recreation pursuits in the borough although not formal sports.
- Charlton Lakes are located within a multi use sports hub site and therefore have particular value for sport and physical activity including training and events.
- Sports and recreation in the countryside and on the waterways are important components of the attraction of Test Valley to visitors and make a substantial contribution to the local economy.

1.9 Playing Pitch Supply

1.9.1 The sites with **natural turf** (grass) playing pitches with community use in Test Valley are listed in Figure 6 by sub area and their locations shown in the sub area maps that follow (Figures 7 and 8). The new playing pitch site in development at Kings Chase/Ganger Farm in Romsey is included. So too is the Stoneham Lane Football Complex just outside the borough in Eastleigh. The natural turf pitches at these two key strategic playing pitch hubs serving Test Valley based clubs and borough residents will be fully available by 2021/22).

Figure 6: Natural Turf Playing Pitch Sites			
Map Ref.	Site Name	Postcode	Playing Pitch sport(s)
North - Figure 7			
27	Chilbolton Memorial Playing Field	SO20 6BD	Football
29	Test Valley School	SO20 6HA	Football, Rugby
30	Stockbridge FC	SO20 6EU	Football
31	Stockbridge Primary School	SO20 6EJ	Football
32	Nether Wallop Playing Field	SO20 8HB	Football
33	Longstock Recreation Ground	SO20 6EE	Football
34	Bakers Farm Cricket Ground	SO20 6JF	Cricket
35	Over Wallop Sports Field	SO20 8JH	Cricket, Football
36	Barton Stacey Recreation Ground	SO21 3RP	Football
37	Wherwell Playing Field	SP11 7JP	Cricket, Football
38	Goodworth Clatford Recreation Ground	SP11 7RQ	Football
39	Farleigh School	SP11 7PW	Cricket, Football, Rugby
40	Upper Clatford Sports Ground	SP11 7QP	Cricket, Football
41	Longparish Football Pitch	SP11 6PP	Football
42	Longparish Cricket Ground	SP11 6PR	Cricket
43	Bulbery Sport Field	SP11 7PN	Football
44	Amport Cricket Ground	SP11 8BB	Cricket
45	John Hanson School	SP10 3PB	Football, Rugby
46	Winton Academy	SP10 2PS	Football, Rugby
47	Picket Twenty Recreation Ground	SP11 6UF	Cricket, Football
48	London Road Recreation Ground	SP10 1HP	Cricket, Football
49	Andover Cricket Ground	SP10 1HP	Cricket
50	Harrow Way School	SP10 3RH	Football, Rugby
51	Charlton Leisure Centre & Park	SP10 3LF	Football, Rugby
52	Portway Stadium	SP10 3LF	Football
53	Kimpton Fyfield & Thruxton Playing Field	SP11 8NT	Football
54	Shipton Bellinger Playing Field	SP9 7TL	Football
55	Picket Piece Recreation Ground	SP11 6AZ	Football
56	East Anton Recreation Ground	SP11 6AB	Cricket, Football
57	Saxon Fields Playing Field	SP10 4NP	Football
58	Foxcotte Sports Park/The Goodship Ground	SP11 0TA	Football, Rugby
59	Penton Recreation Ground	SP11 0RD	Cricket
60	Ward Memorial Playing Field, Appleshaw	SP11 9BS	Cricket, Football
61	Wildern Playing Field	SP11 0JE	Football
62	King George V Playing Field, Hurstbourne Tarrant	SP11 0AX	Football
63	Burydene Playing Field	SP11 0JY	Football
South - Figure 8			
1	West Wellow Recreation Ground	SO51 6BT	Cricket
2	Hatches Farm Playing Fields	SO51 6BG	Football
3	Nursling & Rownhams Recreation Ground	SO16 0XH	Football
4	Stoneham Lane Football Complex *	SO16 2PA	Football
5	St George Catholic College	SO16 3DQ	Football, Rugby
6	Hardmoor Sports Ground	SO50 9HT	Cricket, Football, Rugby
7	Trojans Sports Club	SO50 9HT	Cricket, Rugby
8	Knightwood Leisure Centre	SO53 4SJ	Cricket, Football
9	North Baddesley Recreation Ground	SO52 9EA	Football
10	Mountbatten School	SO51 5SY	Football, Rugby
11	Romsey Sports Centre	SO51 8AF	Cricket, Football, (Rugby ⁶)
12	Romsey Town FC	SO51 8AF	Football
13	Embley (formerly Hampshire Collegiate School)	SO51 6ZE	Cricket, Football, Rugby
14	Romsey School	SO51 8ZB	Rugby

⁶ Relocating to Kings Chase / Ganger Farm Playing Fields in 2021/22

Figure 6: Natural Turf Playing Pitch Sites

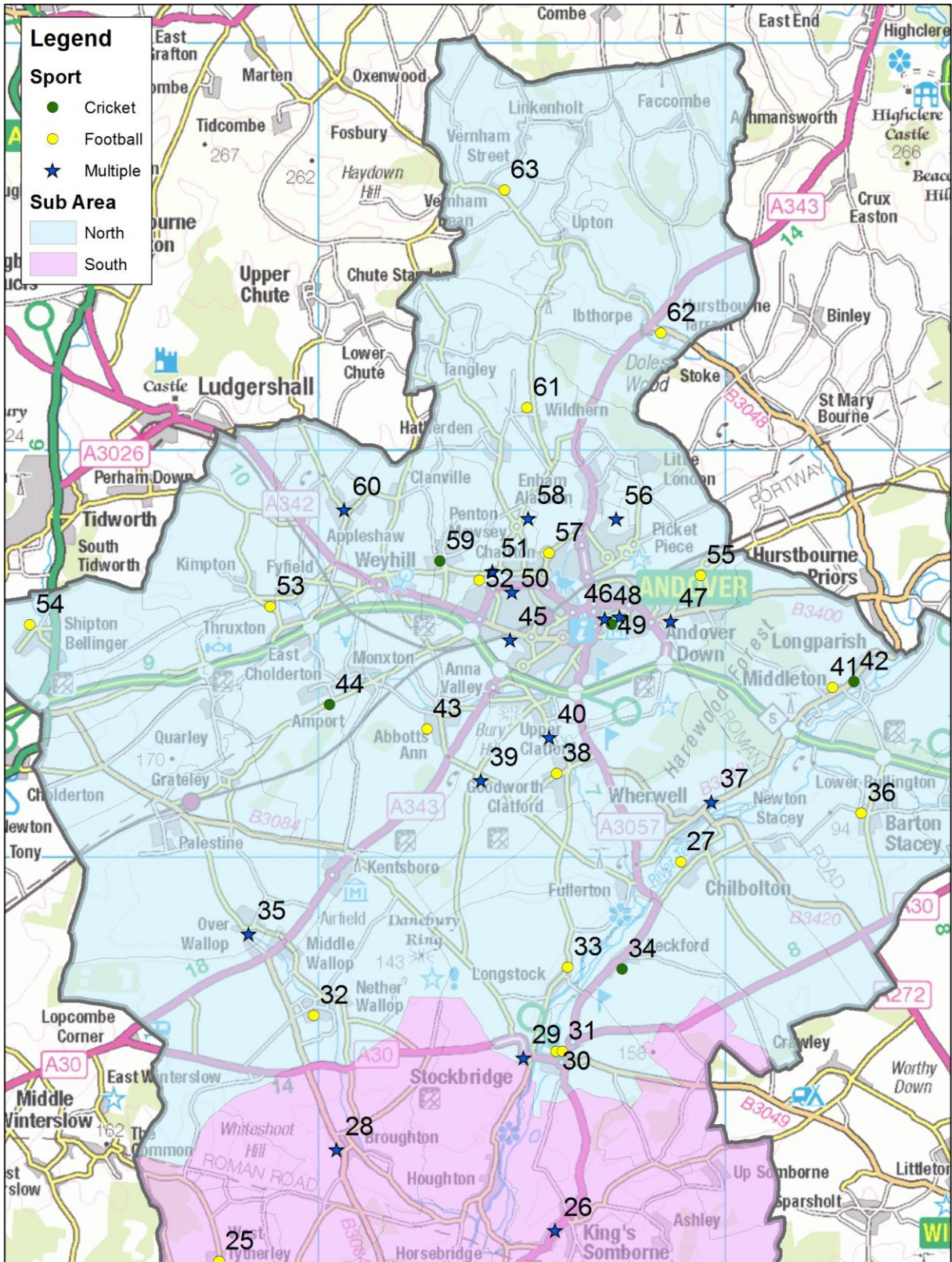
Map Ref.	Site Name	Postcode	Playing Pitch sport(s)
15	Sherfield English Sports Field	SO51 6FP	Football
16	Kings Chase / Ganger Farm Playing Fields	SO51 7PB	Football, Hockey, Rugby ⁷
17	Abbotswood Playing Field	SO51 0BL	Football ⁸
18	Ampfield Recreation Ground	SO51 9BQ	Cricket
19	Braishfield Recreation Ground	SO51 0PX	Football
20	Braishfield Cricket Ground	SO51 0QG	Cricket
21	Michelmersh & Timsbury Recreation Ground	SO51 0NJ	Cricket, Football
22	Hunts Farm Playing Fields	SO51 0NJ	Cricket, Football
23	Mottisfont Sports Field	SO51 0LR	Cricket, Football
24	East Tytherley Cricket Ground	SO51 0LW	Cricket
25	West Tytherley Recreation Ground	SP5 1NF	Football
26	King's Somborne Recreation Ground	SO20 6PP	Cricket, Football
28	Broughton Sports Field	SO20 8DA	Cricket, Football

* In Eastleigh Borough

⁷ Opening in 2021/22

⁸ Opening in 2021/22

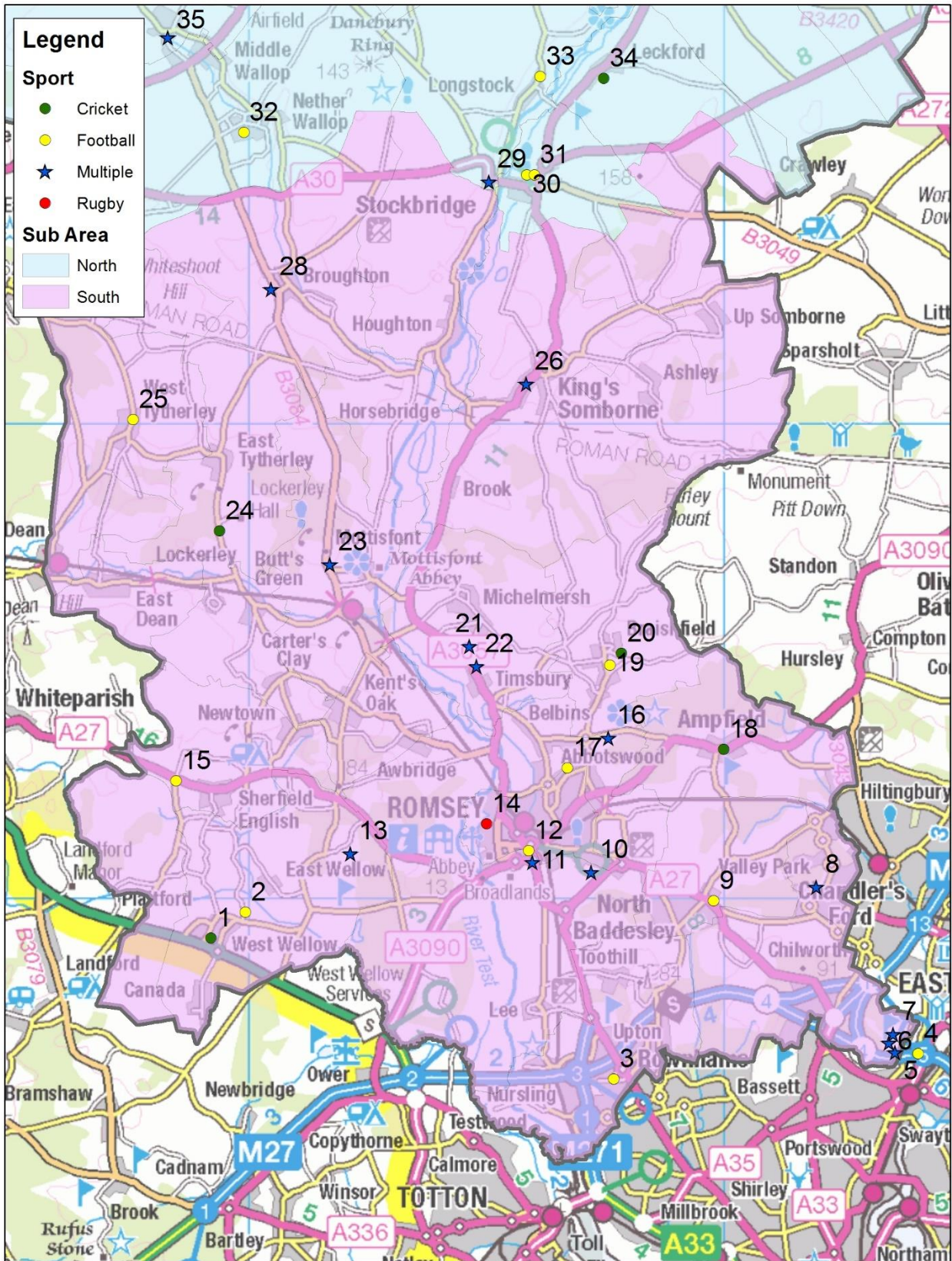
Figure 7: Natural Turf Playing Pitch Sites in North Sub Area



This map is reproduced from Ordnance Survey Material with the Permission of Ordnance Survey on behalf of the controller of her majesty's stationery office © Crown Copyright. Unauthorised reproduction infringes Crown Copyright and may lead to prosecution or civil proceedings. Test Valley Borough Council 100024295 2019.



Figure 8: Natural Turf Playing Pitch Sites in South Sub Area



This map is reproduced from Ordnance Survey Material with the Permission of Ordnance Survey on behalf of the controller of her majesty's stationery office © Crown Copyright. Unauthorised reproduction infringes Crown Copyright and may lead to prosecution or civil proceedings.
 Test Valley Borough Council 100024295 2019.



1.9.2 The **artificial grass playing pitch sites** (and the playing pitch sports each site currently provides for) are listed in Figure 9 and their locations shown in the sub area maps that follow (Figures 10 and 11). The new artificial turf pitches in development at Kings Chase/Ganger Farm are shown along with the Stoneham Lane Football Complex just outside the borough in Eastleigh. These key strategic playing pitch hubs for residents of Test Valley will be fully available in 2021/22).

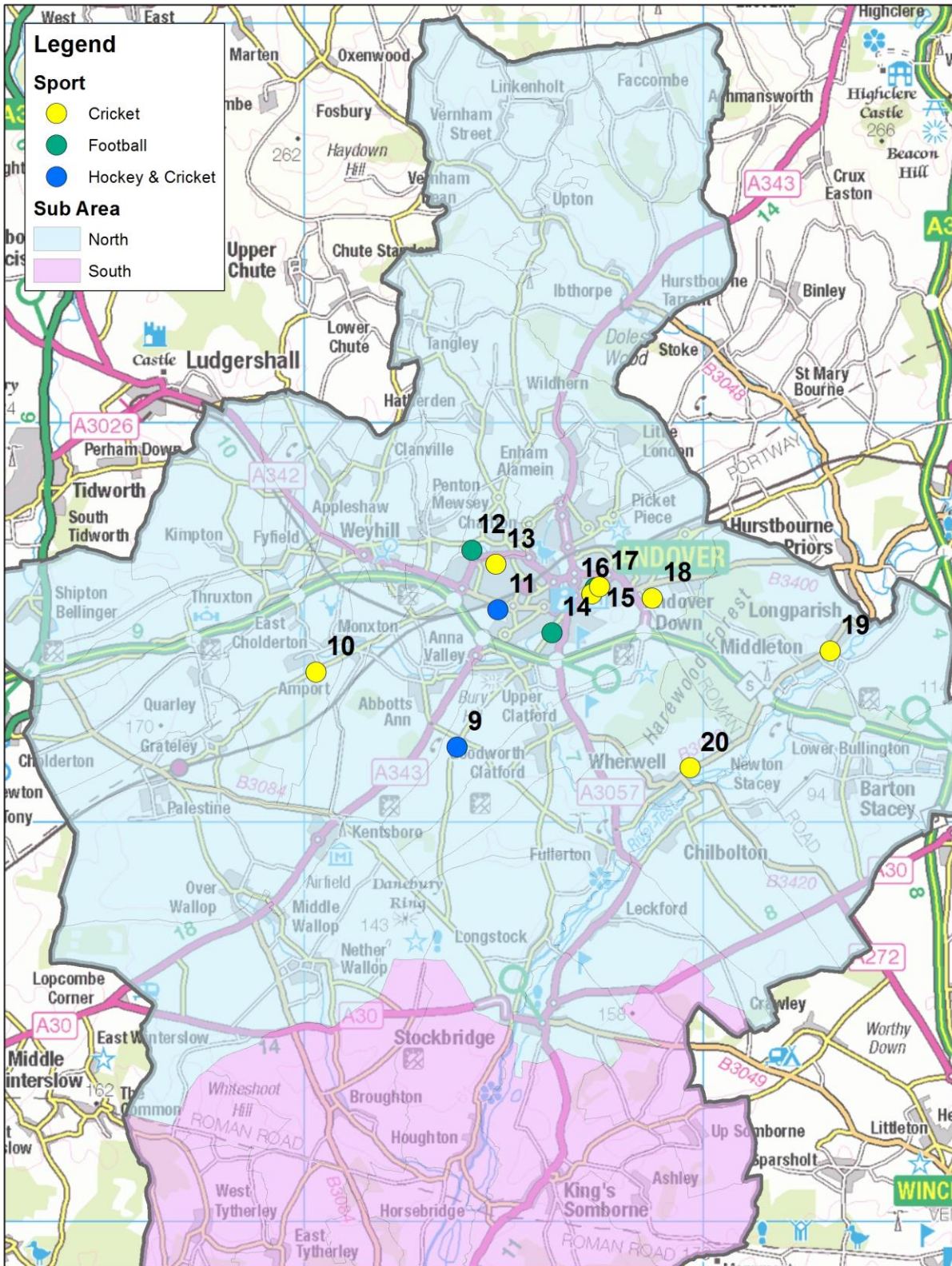
Figure 9: Artificial Turf Playing Pitch Sites				
Map Ref.	Site Name	Postcode	Type	Pitch sport(s)
North - Figure 10				
9	Farleigh School	SP11 7PW	Non Turf Pitch AGP Full size (sand)	Cricket Hockey
10	Amport Cricket Ground	SP11 8BB	Non Turf Pitch	Cricket
11	John Hanson School	SP10 3PB	Non Turf Pitch AGP Full size (sand)	Cricket Hockey
12	Charlton Leisure Centre	SP10 3LF	AGP Full size (3G)	Football
13	Harrow Way School	SP10 3RH	Non Turf Pitch	Cricket
14	Anton Junior School	SP10 2HA	AGP Small sided (3G) x 2	Football
15	The Mark Way School	SP10 1HR	AGP Small sided (3G)	Football
16	Andover Cricket Ground	SP10 1HP	Non Turf Pitch	Cricket
17	Winton Academy	SP10 2PS	Non Turf Pitch	Cricket
18	Picket Twenty Playing Fields	SP11 6UF	Non Turf Pitch	Cricket
19	Longparish Cricket Ground	SP11 6PR	Non Turf Pitch	Cricket
20	Wherwell Playing Field	SP11 7JP	Non Turf Pitch	Cricket
South - Figure 11				
1	Embley (formerly Hampshire Collegiate School)	SO51 6ZE	Non Turf Pitch AGP Full size (sand)	Cricket Hockey
2	Romsey School	SO51 8ZB	Non Turf Pitch AGP Full size (sand)	Cricket Hockey
3	Ganger Farm Playing Fields	SO51 7PB	AGP Full size (sand) AGP Full size (rugby)	Hockey ⁹ Rugby, Football ¹⁰
4	Mountbatten School	SO51 5SY	AGP Full size (3G)	Football
5	Knightwood Primary School	SO53 4HW	AGP Small sided (3G)	Football
6	Knightwood Leisure Centre	SO53 4SJ	AGP Small sided (3G) x 2	Football
7	Trojans Sports Club	SO50 9HT	AGP Full size (sand)	Hockey
8	St George Catholic College	SO16 3DQ	AGP Full size (3G)	Football
21	Stoneham Lane Football Complex*	SO16 2PA	AGPs Full size (3G) x 3	Football

* In Eastleigh Borough

⁹ Opening in 2021/22

¹⁰ Opening in 2021/22

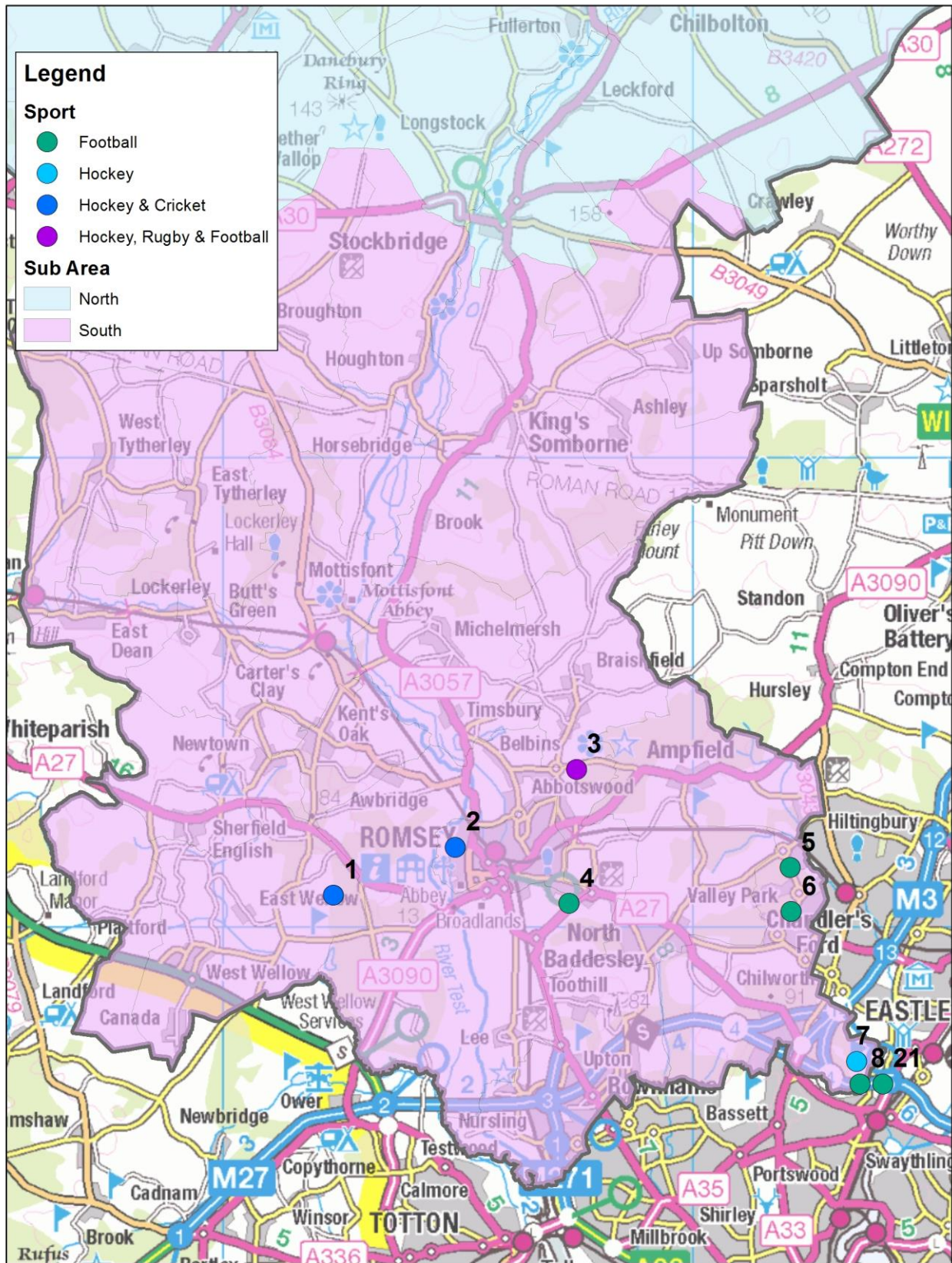
Figure 10: Artificial Turf Playing Pitch Sites in North Sub Area



This map is reproduced from Ordnance Survey Material with the Permission of Ordnance Survey on behalf of the controller of her majesty's stationery office © Crown Copyright. Unauthorised reproduction infringes Crown Copyright and may lead to prosecution or civil proceedings. Test Valley Borough Council 100024295 2019.



Figure 11: Artificial Turf Playing Pitch Sites in South Sub Area



This map is reproduced from Ordnance Survey Material with the Permission of Ordnance Survey on behalf of the controller of her majesty's stationery office © Crown Copyright. Unauthorised reproduction infringes Crown Copyright and may lead to prosecution or civil proceedings. Test Valley Borough Council 100024295 2019.



2 Issues & Findings

2.1 Issues (Stage A)

- 2.1.1 Representatives of the national governing bodies of the four major playing pitch sports identified key issues of relevance to their respective sports in Test Valley at a scoping meeting in March 2019 (Stage A of the playing pitch strategy development process). The issues identified at this initial meeting of the Test Valley Playing Pitch Strategy Steering Group are set out in Figure 12.

Figure 12: Playing pitch issues in Test Valley by sport national governing body	
Cricket - England & Wales Cricket Board (ECB)	<ul style="list-style-type: none"> ○ Pavilion enhancements have been identified as facility needs to be looked at with the clubs at Andover, Broughton, Romsey and Trojans Sports Club (on the border with Eastleigh). ○ Pitch drainage improvements need to be considered at Wellow & Plaitford. ○ <i>All Stars Cricket</i> continues to be a priority to drive participation within 5 – 8 year olds, 70 centres established across Hampshire in 2019. ○ Women and girls' cricket within the county is gathering significant momentum, particularly women's softball cricket. Clubs need to consider how they cater for a different market, which in many cases will include improving facilities, making them more welcoming and family friendly. ○ The new pitch at Picket Twenty in Andover presents cricket development opportunities.
Football - Football Association (FA)	<ul style="list-style-type: none"> ○ The positive impact on the supply/demand balance of recent new pitch provision in Andover (e.g. Augusta Park/East Anton and Picket Piece) should be considered. ○ The facility needs of large clubs in the south including the Chandler's Ford area (e.g. St Francis YFC) is also an issue to be considered in the context of the pitch drainage improvements at Knightwood Leisure Centre, Hunts Farm and the opening of the Stoneham Lane Football Hub close by which substantially increases the 3G supply for team training. ○ The FA has identified a needs case for additional 3G supply in Andover. ○ There are likely to be quality issues at key playing field sites in the rural areas. ○ Professional support is likely to be needed for the workforce both professional and voluntary in terms of both grounds maintenance and coaching. This should be reviewed between TVBC staff and professional institutions to pursue opportunities for continuous professional development. ○ There is a new strategic focus on encouraging more recreational participation which increases the value (and need for protection) of informal recreation spaces, and on growing the small-sided indoor football game of futsal.
Hockey - England Hockey (EH)	<ul style="list-style-type: none"> ○ The importance of securing use of school artificial grass pitches in meeting demands is key in the borough. ○ So too is encouraging the schools to budget adequate sinking funds to provide for periodic surface replacement. ○ Multi sport sites serving large catchments are supported going forward as the most conducive type of provision to financial sustainability given appropriate governance and management. There is a need to finalise this for the new multi sport hub at Kings Chase/Ganger Farm. ○ The Romsey School pitch was identified as in urgent need of resurfacing (<i>completed in 2019</i>).
Rugby - Rugby Football Union	<ul style="list-style-type: none"> ○ The preferred model for community rugby is to consolidate all club activities - match play, training and social activities - on club owned sites (either freehold or long leasehold). This is relevant in Test Valley to Andover RFC whose ambition is to bring all of their activity to one site at the Goodship Ground in Foxcotte Park. ○ The impact on club rugby of loss of access to other forms of provision - i.e. in parks, on education or military playing fields - should be considered as a future supply scenario. ○ The potential impact on supply/demand balance of the new rugby compliant 3G at Kings Chase/Ganger Farm and future management of these facilities are a key issue for the future picture of provision for rugby. ○ The rugby facility needs of Eastleigh and Southampton should be considered in relation to Trojans Sports Club given the rugby club at this site draws its playing members from these local authority areas as well as from Test Valley.

2.2 Findings (Stage C)

- 2.2.1 The issues and opportunities identified by the NGBs, the Council's leisure and sport officers, Energise Me and Places Leisure at Stage A of the process were tested in gathering information and views in the research and consultation with clubs and facility providers (Stage B) and used to inform key findings and conclusions of the assessment of facility needs (Stage C).
- 2.2.2 The detailed research and consultation carried out in respect of each of the four playing pitch sports are set out in separate appendices (A to D). The key findings and conclusions (Stage C) are summarised in Figures 13 to 16.

Figure 13: Summary of Findings & Conclusions - Cricket	
<p>What are the main characteristics of the <u>current</u> supply of and demand for provision?</p>	<ul style="list-style-type: none"> ○ On a per capita basis, with 28 operational cricket pitches in 2019, Test Valley provided one cricket pitch per every 4,571 residents (based on 2018 population projections). In comparison with its neighbour local authorities, only Winchester has a higher per capita provision. ○ The supply of cricket pitches is equitably split between the north and south sub areas. ○ Reflecting the proximity of the pitch supply in the Romsey area (in the south sub area) to the City of Southampton, which has low secured pitch supply per capita, there is imported demand from a City-based cricket club. The borough's pitches are also used by lower sides of clubs from Eastleigh (Fair Oak), Winchester (IBM Hursley) and the New Forest (Totton & Eling). It is also likely that a significant proportion of the playing membership of the Romsey and Trojan clubs are resident in Southampton or Eastleigh Borough. ○ The tradition of village cricket remains strong in Test Valley although some village teams are struggling to maintain adult playing numbers (particularly for Sunday cricket which has largely gone) and pitch bookings on Saturdays and mid week evenings at several community sites - e.g. Hunt's Farm in Romsey - are in decline. Over two thirds of the 21 clubs now run just one adult team. ○ In contrast, junior cricket demand is strong and growing in part due to the influence of the independent schools in the borough. ○ Currently, opportunities for women and girls to play competitive cricket in Test Valley are quite limited. However, there is a good deal of current development focus on improving this position with several clubs in the borough delivering the All Stars programme for all children aged 5-8 and with development plan aims to establish women and girls sections. Within the borough, Trojans Cricket Club has taken the lead in this area.
<p>Is there enough accessible and secured community use provision to meet <u>current</u> demand?</p>	<ul style="list-style-type: none"> ○ The findings of the detailed analysis of supply and demand for cricket pitches (at Appendix A) evidences that there is sufficient quantity of accessible and secured provision (26 pitches) to meet current demand.
<p>Is the provision that is accessible of sufficient quality and appropriately maintained?</p>	<ul style="list-style-type: none"> ○ Overall, the pitches at the larger clubs are maintained to a good standard - at Andover Cricket Club by dedicated, skilled club volunteers, at Romsey Sport Centre by the Borough Council's ground staff with specialist support from experienced club volunteers and, in the case of the Trojans Sports Club, by professional ground staff. ○ There are long-standing issues with the quality of the outfield of the pitch at Romsey Sports Centre due to ground share between the Old Tauntonians & Romsey Cricket Club and Romsey Rugby Club. ○ Quality issues for club league cricket have been reported by the clubs using the public 'football share' cricket pitches at London Road Playing Fields and Knightwood Leisure Centre. Following visits to these sites (as well as Hunts Farm and Picket Twenty) by the Hampshire Cricket Board Pitch Advisor, recommendations have been made for a number of changes to the Council's maintenance tasks and programme prior to the start of the 2020 season. ○ The relatively poor standard of the pitches at some of the small village clubs is an issue. ○ In most cases, the outfields of the village pitches are maintained to a basic level by the parish councils, as their budgets allow, with club volunteers maintaining the squares. Where works are needed to bring these pitches up to suitable standard to sustain affiliated league fixtures, these are identified in the Action Plan at Section 5. ○ Several non-turf (artificial) pitches and net systems at grounds in the borough have reached the end of their safe usable lifespan and need resurfacing. Similarly, these needs are identified in the Action Plan. ○ The two senior club sites in the borough - Old Tauntonians & Romsey Cricket Club at Romsey Sports Centre and Andover Cricket Club at the London Road Cricket Ground - require enhanced or new pavilion facilities in the short term in order to sustain their

Figure 13: Summary of Findings & Conclusions - Cricket

	<p>current cricketing activities and to enable the delivery of plans to develop playing opportunities for women and girls and for disabled people. In the villages, Broughton Sports Field is the priority site for a new pavilion.</p>
<p>What are the main characteristics of the future supply and demand for provision?</p>	<ul style="list-style-type: none"> ○ Assuming current cricket 'team generation rates' and the forecast population growth to 2036 in these age groups, growth in demand is likely to be minimal. ○ While most village clubs are likely to continue to struggle to sustain playing numbers, several of the larger cricket clubs perceive unmet demand for junior cricket and women and girls cricket. If the aspirations for growth by these clubs are achieved, it will also be a factor both in terms of supply of pitches (good quality NTPs) and in demand for appropriate spaces in pavilions. ○ Should the growth scenario for women and girls cricket play out in accordance with club and NGB development plans, it is estimated this could increase demand by 2036 by an additional 8-9 teams.
<p>Is there enough accessible and secured community use provision to meet future demand?</p>	<ul style="list-style-type: none"> ○ Overall, the findings of the detailed analysis of supply and demand for cricket pitches (at Appendix A) evidences that there are sufficient accessible and secured pitches to meet likely future demand when the unused capacity at the key community playing fields of Picket Twenty in the north and Hunts Farm in the south are taken into account as well as those village grounds that are currently under-used (e.g. Upper Clatford, Appleshaw, Longparish, King's Somborne). ○ The main cricket facility need to address future demand will be greater provision of non-turf pitches (NTPs) similar to the recent provision at Picket Twenty. The needs case for more NTPs is supported by relaxation of league rules to permit lower league adult fixtures to be played on artificial turf wickets. ○ Consideration should be given in the south sub area to replacing one of the two fine turf pitches at Hunts Farm with a NTP and to providing an NTP at Romsey Sports Centre. ○ In the north, consideration should be given to an NTP on the London Road Playing Fields adjacent to the Andover Cricket Club ground to address future demand for junior play and other cricket development demands. ○ The existing poor quality NTP at Winton Community School in Andover also needs to be replaced to complement those at the Harrow Way and John Hanson schools and the NTP at the Romsey Community School in the south sub area in order to facilitate a girls cricket programme in secondary schools (a strategic priority of the ECB). ○ The Borough Council supports the case for clubs to enhance capacity for growth of the game through installation of artificial wickets and has identified potential to work in partnership with clubs to aid fundraising initiatives towards delivery of this objective.

Figure 14: Summary of Findings & Conclusions - Football

<p>What are the main characteristics of the current supply of and demand for provision?</p>	<ul style="list-style-type: none"> ○ On a per capita basis, with 107 operational football pitches in 2019, Test Valley provided one football pitch per every 1,196 residents (based on 2018 population projections). In comparison with its neighbour local authorities, this is a relatively high level of provision, on a par with Basingstoke & Deane with only Winchester having significantly more football pitches per head of population. ○ The distribution of supply of natural turf pitches is broadly equitably split between the north and south sub areas. ○ Despite the proximity of Romsey to the City of Southampton, which has low secured pitch supply per head, there is very little imported demand from City-based football club teams. However, it is likely that a significant proportion of the playing membership of the main community football clubs in Romsey (Romsey Town, St Francis) are resident in either the City of Southampton or Eastleigh Borough. ○ The tradition of mens' Sunday league football remains quite strong in Test Valley although it is clear that the national trend of decline in this form of the game has had an impact in recent seasons with a number of village teams folding and several parish councils no longer maintaining their recreation ground pitches for match play. ○ In contrast, affiliated youth football and mini soccer demand is strong and growing, particularly strongly focused on the main town-based youth football clubs - Romsey Town, St Francis, Andover Town, Andover New Street, CK Andover - but also in smaller settlements such as Braishfield, Wherwell (Shooters FC), Shipton Bellinger, Broughton, Wellow and Goodworth Clatford. ○ The largest multi-team youth football clubs - Romsey Town, St Francis, Andover Town, Andover New Street - currently play and train across several sites as there is no hub football site in either town with sufficient capacity in the peak to accommodate all home fixtures on pitches of the required sizes. ○ Opportunities for women and girls to play competitive football in Test Valley have expanded quite substantially in recent seasons - largely based around the
--	---

Figure 14: Summary of Findings & Conclusions - Football	
	<p>development of new girls' teams from mixed age group teams in the largest clubs. There is latent demand for further growth in this area of the game.</p> <ul style="list-style-type: none"> ○ Lack of sufficient floodlit 3G capacity in the borough for mini soccer league games on Saturdays and for team training in the peak Monday to Thursday evening slots is an issue although, in the south sub area, this is likely to be improved by the development of the Stoneham Lane Football Complex with 3 FTPs and youth grass pitches just across the borough boundary in Eastleigh.
Is there enough accessible and secured community use provision to meet <u>current</u> demand?	<ul style="list-style-type: none"> ○ Overall, the findings of the detailed analysis of supply and demand for football pitches (at Appendix B) evidences that across the borough as a whole there is sufficient quantity of accessible and secured grass football pitch provision to meet current match play and recreational demand but there is a shortfall of provision of floodlit 3G pitches to allow all teams to train in the peak evening slots. ○ Whilst there is unused capacity for formal matches in the peak period in the borough, more than half the secured capacity is located in the villages outside of the most densely populated areas - i.e. the main towns of Andover and Romsey - where there are pressures. ○ The main pressure points relate to youth 11v11 and 9v9 pitches at weekends and 3G pitches for training in the evening peak. Recent new natural turf pitch supply in Andover - Picket Twenty, East Anton, Picket Piece - and new committed pitch projects in Romsey (Ganger Farm, Abbotswood) address current match day capacity needs although there is a needs case for some of the adult pitches at Picket Twenty to be changed to youth sizes.
Is the provision that is accessible of sufficient quality and appropriately maintained?	<ul style="list-style-type: none"> ○ Overall, the three stadium football pitches, and the main public playing field sites in Andover and Romsey, are maintained appropriately. ○ There are localised drainage system issues at Hunts Farm Sports Ground due to the age of the system. ○ There is also a case for improving the aeration of pitches on the key football sites in the two towns (e.g. by regular verti-draining) although this would have cost implications for the Borough Council. ○ A number of the parish council maintained pitches that are used regularly for affiliated football are maintained to a lower standard and would benefit from enhanced regimes to improve the quality of player experience and, potentially, increase capacity - e.g. Wherwell, Wellow at Hatches Farm, Goodworth Clatford, Braishfield, Upper Clatford, Shipton Bellinger, North Baddesley, Nursling. ○ All of the Borough Council's public playing field sites for football have good quality ancillary facilities - changing, social, parking. ○ However, there are quality issues with ancillary changing, social and parking facilities at a number of football sites in the borough including two of the three football stadia - Foxcotte (Andover New Street) and the Bypass Ground (Romsey Town) - as well as at some of the parish council owned grounds that host affiliated football. Examples include: Broughton (pavilion), Upper Clatford (parking), Barton Stacey (pavilion).
What are the main characteristics of the <u>future</u> supply and demand for provision?	<ul style="list-style-type: none"> ○ Assuming current football 'team generation rates' and the forecast population growth to 2036 in these age groups, growth in demand is likely to require capacity for 3 new adult teams and 3-4 youth teams, although based on the recent trend and the FA's development focus, this may be an underestimate due to growth in the women and girls' game. In light of these trends and development aspirations, it is reasonable to plan to provide sufficient playing and training capacity by 2036 to accommodate 16 additional teams: <ul style="list-style-type: none"> ○ 4 new adult 11v11 teams (3 men, 1 women) ○ 6 new youth 11v11 teams (2 boys, 4 girls) ○ 6 new youth 9v9 teams (1 boys, 5 girls) ○ It is likely that demand for affiliated men's football in the villages will continue to experience decline given the established trends. The impact is already being seen with fewer parishes maintaining formal football facilities and giving over their recreation grounds to informal recreation. ○ However, this decline in demand for traditional men's football is likely to be offset by the growth trend in unaffiliated small-sided football and recreational football played on artificial grass pitches and for youth football, both for boys and girls requiring appropriate changing facilities in pavilions.
Is there enough accessible and secured community use provision to meet <u>future</u> demand?	<ul style="list-style-type: none"> ○ The findings of the detailed analysis of supply and demand for football pitches (at Appendix B) evidences that there is an existing shortfall of youth pitches in the two towns which is likely to become more acute as a result of population growth and expansion of girls' youth football over the new Local Plan period if no new capacity is provided. This youth team growth, together with future adult demand for small-sided football and recreational football will further increase demand in the peak evening slots for the existing 3G pitches which are already at capacity during these times. ○ The options available to provide more capacity include: <ul style="list-style-type: none"> ○ Improving the quality and playing capacity of existing youth football pitches

Figure 14: Summary of Findings & Conclusions - Football

	<p>to include key sites in the rural areas, potentially by the governing bodies establishing a 'Maintenance Hub' with specialist equipment and training in its use for club /parish ground staff</p> <ul style="list-style-type: none"> ○ Replacing or over marking some existing adult pitches as youth pitches ○ Providing new supply (grass or 3G) in Romsey and Andover when opportunities arise with the priority in the short term of additional 3G capacity for team training and recreational football in Andover.
--	--

Figure 15: Summary of Findings & Conclusions - Hockey

<p>What are the main characteristics of the <u>current</u> supply of and demand for provision?</p>	<ul style="list-style-type: none"> ○ On a per capita basis, with 5 operational hockey pitches in 2019, Test Valley provided one hockey pitch per every 25,600 residents (based on 2018 population projections). In comparison with its neighbour local authorities, this is the highest level of provision, similar to Eastleigh Borough. Provision is much lower in the City of Southampton which places demand pressure on the Test Valley pitches with secured community access and availability in the south sub-area (i.e. Trojans Sports Club and Romsey School). ○ The distribution of supply of pitches is greater in the south of the borough than in the north. This distribution reflects the demography, travel patterns and sports market profile of hockey players and the location of the clubs. The south catchment area is larger than in the north as it draws in players from across the borough boundaries with Eastleigh and Southampton. The population in the south is also more closely matched to the hockey market profile. ○ Nationally, the Active Lives Survey shows a small decline in adults playing hockey regularly. The experience of two out of the three community hockey clubs in Test Valley (and of most other hockey clubs in Hampshire and east Wiltshire) is very different to the national trend. Programming of initiatives like drop in Back to Hockey sessions for women and girls and the training of more female coaches and officials have resulted in growth in players and team numbers in the women's game in particular. With Test Valley, hockey club player affiliations have grown by approximately 20% over the last four seasons. ○ There is also a growth trend in children and young people playing hockey in the borough's clubs with the teaching of hockey in the borough's secondary schools (in both the independent and state sectors) contributing to this growth. ○ Outside the secondary schools, hockey participation is centred around the two main towns - Andover and Romsey - and at a large community sports club on the borough boundary with Eastleigh (Trojans). This is due to the requirement to play the game on artificial grass pitches which are not viable to provide in village communities. ○ In Andover, Andover Hockey Club's current demand for pitch time is nearly all accommodated adequately on a secured home pitch at John Hanson School, although one introductory hockey session each week cannot be accommodated and, with no other hockey AGP in the town, takes place on a 3G artificial grass pitch at Andover Sports Academy. ○ In Romsey, the Romsey Hockey Club has two more adult teams than Andover Hockey Club and needs two pitches to accommodate home fixtures in the peak. This is currently achieved through secured use of the hockey AGP at Romsey School supplemented by hire of a second hockey AGP at Embley Park, an independent school located just outside the town. ○ From 2021/22, Romsey Hockey Club will have the opportunity to hire slots on a new hockey pitch and sports hub pavilion facilities in construction on a Council owned site at Kings Chase/Ganger Farm in Romsey. ○ The Trojans Hockey Club located on the south-east boundary of Test Valley borough, is larger still with over 640 hockey players in 2019/20 drawn from both boroughs and from Southampton. This club benefits from secured access to a dedicated hockey pitch (with no use for other sports) and requires additional capacity to accommodate its match play needs in the peak period. The club currently hires school and Council hockey pitches in Southampton and Eastleigh.
<p>Is there enough accessible and secured community use provision to meet <u>current</u> demand?</p>	<ul style="list-style-type: none"> ○ Overall across the borough as a whole, the findings of the detailed analysis of supply and demand for hockey pitches (at Appendix C) evidences that there is a shortfall in the quantity of accessible and secured artificial grass pitch provision suitable for hockey (i.e. sand filled/based or water based) to meet current match play and training demand. The shortfall is greatest in the south sub area. ○ The Romsey Hockey Club relies on unsecured provision at Embley school to meet current demands. This will be addressed in 2021/22 through provision of a second hockey pitch with secured community use in Romsey at Kings Chase/Ganger Farm that clubs will be able to hire.

Figure 15: Summary of Findings & Conclusions - Hockey

	<ul style="list-style-type: none"> ○ The Trojans Club relies on hockey AGPs in both Eastleigh and Southampton and aspires to develop a second pitch on the Trojans Sports Club site subject to feasibility and securing the necessary planning consents and funding. ○ The Andover Hockey Club relies on use of the 3G pitch at Charlton on Saturday mornings for an introduction to hockey session. The club does not currently have sufficient adult teams to meet England Hockey guidance to justify a second home pitch.
Is the provision that is accessible of sufficient quality and appropriately maintained?	<ul style="list-style-type: none"> ○ The three hockey pitches are provided and maintained to a good standard now that the Romsey School upgrade has been completed. ○ There is a lack of clubhouse facilities for the Andover and Romsey clubs. These clubs currently rely of access to school changing rooms. However, from 2021/22 a new clubhouse/pavilion will be available to hire in Romsey in association with the new pitch at the Kings Chase/Ganger Farm hub site.
What are the main characteristics of the <u>future</u> supply and demand for provision?	<ul style="list-style-type: none"> ○ Analysis of the impact of forecast population growth in the youth age groups for hockey based on team generation rates suggests growth of at least one youth boys team and one youth girls team. ○ The team generation method of forecasting demand ignores the area of greatest growth in recent seasons - i.e. among younger primary age children - and the age group training squad approach to programming adopted by most community clubs. To account for these factors, England Hockey advocates that Sport England's Playing Pitch Calculator is used to forecast the likely impact of a population growth on additional playing capacity required. Application of the Playing Pitch Calculator to Test Valley indicates a potential requirement for a further additional hockey pitch by 2036 based on recent growth trends in player numbers across the three clubs. ○ Given the current hockey growth trend in the borough (5% per annum approximately) and the forecast population growth to 2036, there is likely to be a need for a further pitch in Andover to meet future demand.
Is there enough accessible and secured community use provision to meet <u>future</u> demand?	<ul style="list-style-type: none"> ○ In the new Local Plan period, based on recent growth trends, a second pitch is likely to be required to meet future demand in the Andover area where a high proportion of new housing and population growth is planned.

Figure 16: Summary of Findings & Conclusions - Rugby

What are the main characteristics of the <u>current</u> supply of and demand for provision?	<ul style="list-style-type: none"> ○ On a per capita basis, with 32 operational rugby pitches in 2019, Test Valley provided one rugby pitch per every 4,000 residents (based on 2018 population projections). In comparison with its neighbour local authorities, this is the highest level of provision, similar to Winchester District. Provision is much lower in the City of Southampton which places demand pressure on the Test Valley pitches with secured community access and availability in the south sub-area (i.e. Trojans Sports Club and Romsey Sports Centre) as residents travel to access playing opportunities at the level of rugby they seek. ○ The distribution of supply of pitches is broadly even across the north and south sub areas although concentrated in the two main population centres of Romsey and Andover. The school pitch at Test Valley School in Stockbridge is the only provision in the rural areas. ○ This distribution reflects the demography, travel patterns and sports market profile of rugby players and the location of the clubs. The south catchment area is larger than in the north as it draws in players from across the borough boundaries with Eastleigh and Southampton. The population in the south is also more closely matched to the rugby market profile. ○ Nationally, the Active Lives Survey shows a small decline in adult males playing rugby regularly, partly offset by growth in women's participation in the game. The experience of the three community rugby clubs in Test Valley (and of most other rugby clubs in Hampshire) is different to the national trend. Programming of initiatives like 'pitch up and play' 02 Touch Rugby sessions for mixed groups and women only for example, a strong development focus on establishing women's teams and girls only rugby from age 12 upwards at Trojans, and the training of more female coaches and officials have resulted in growth in players and team numbers in the women's game in particular. ○ There is also a growth trend in children and young people playing rugby in the borough's clubs with the teaching of rugby in the borough's secondary schools (in both the independent and state sectors) contributing to this growth.
--	--

Figure 16: Summary of Findings & Conclusions - Rugby

	<ul style="list-style-type: none"> ○ In Andover, the club's demand for match play and training is accommodated mainly on its secured home Goodship Ground pitches at Foxcotte Sports Park just to the north of the town. The club currently hires Council pitches in Charlton Park half a mile away to accommodate upwards of 25 academy games/training sessions a season (depending on the weather conditions and wear and tear on its home pitches). ○ In Romsey, the club currently shares a playing field with the town's cricket club which constrains the capacity and growth potential for both sports clubs. However, this constraint will be removed from 2021/22 season when the rugby club relocates to a new playing field site in the town currently in development funded via a Section 106 planning legal agreement. The new site will provide additional playing capacity in the form of a full size floodlit rugby artificial grass pitch. ○ The Trojans club (located on the south-east boundary of Test Valley where it meets Eastleigh Borough and City of Southampton) is by far the largest of the three clubs, although its first side plays at the same level in the league structure as Andover RFC. Like Andover RFC, Trojans FC are also unable to accommodate all demand for match play on their home ground and the youth pitch the club manages on the adjacent Hardmoor Sports Ground. The club relies on hiring school pitches on an ad hoc basis particularly in periods of wet weather as the club pitches drain poorly.
<p>Is there enough accessible and secured community use provision to meet current demand?</p>	<ul style="list-style-type: none"> ○ The findings of the detailed analysis of supply and demand for rugby pitches (at Appendix D) evidences that of the 32 pitches only 11 are on secured community use sites. Whilst across the borough as a whole there is no shortfall in the quantity of accessible and secured rugby pitches and some unused capacity of one of two parks pitches in Andover in the north, in the south sub area there is insufficient accessible and secured provision to meet current match play and training demand. ○ However, from the 2021/22 season, with the completion of Kings Chase/Ganger Farm and the enhancement of the junior pitch at Hardmoor, both Romsey RFC and Trojans FC will have sufficient pitches with secured community access to meet current demands for match play and training at most times with only occasional need to hire school pitches.
<p>Is the provision that is accessible of sufficient quality and appropriately maintained?</p>	<ul style="list-style-type: none"> ○ The main pitch at Romsey Sport Centre is uneven and the Goodship Ground pitches at Foxcotte Sports Park leased by Andover RFC suffer from localised areas with poor grass cover and show some signs of soil compaction indicating a need for improved maintenance in some areas. ○ The pitch quality issue for Romsey RFC will be addressed from 2021/22 following this club's relocation to newly provided grass pitches (with pipe and slit drainage) and a new rugby AGP. ○ The Andover RFC pitches at Goodship Ground benefit from maintenance support from the Council (with grass cutting) but otherwise rely on club volunteers and expert advice from a retired RFU Head Groundsman at Twickenham. More remedial maintenance is needed requiring specialist equipment and increased budget provision. To reduce overuse and wear of pitches at the Goodship Ground the club are able to make better use of the pitches at Charlton Sport Centre. ○ The main pitch quality issue at Trojans FC is that the pitches, whilst well maintained, rely of natural drainage and are susceptible to water-logging and fixture call offs in periods of persistent rainfall. ○ The clubhouses at both Andover RFC and Trojans FC are in need of refurbishment and expansion to cater to changing to better accommodate growing demand among girls and women.
<p>What are the main characteristics of the future supply and demand for provision?</p>	<ul style="list-style-type: none"> ○ Assuming current rugby growth trends in the borough and region (which differs to the national trend of slight decline shown in Active Lives Survey data), and the forecast population growth to 2036 in Test Valley, there is likely to be a need for further pitch capacity beyond the new supply at Ganger Farm and the enhanced junior pitch at Hardmoor Sports Ground which are needed to meet the current secured supply shortfall in the south sub area. This will require strategic leadership and investment from RFU. ○ Analysis of the impact of forecast population growth in the core age groups for rugby based on team generation rates suggest growth of at least 4 additional teams by 2036. Should the developments plans for women and girls rugby at the clubs be successfully delivered, it is reasonable to estimate that a further 6 girls and women's teams may be established - i.e. a total of 10 new teams requiring pitch capacity for matches and training by 2036.
<p>Is there enough accessible and secured community use</p>	<ul style="list-style-type: none"> ○ The new supply of floodlit rugby artificial grass pitch and higher quality replacement grass pitches at Ganger Farm, together with the reinstatement of the enhanced junior pitch at Hardmoor Sports Ground, should be sufficient to address the capacity shortfall for adult and junior match play on Saturdays and Sundays and for evening training in the short term for both the Romsey club and Trojans.

Figure 16: Summary of Findings & Conclusions - Rugby

provision to meet future demand?	<ul style="list-style-type: none"> ○ However, the demographic profile and demand growth trend - together with the development plans of the Andover and Romsey rugby clubs for women and girls rugby supported by the RFU - strongly suggest the need for further capacity in the peak period with Trojans Sports Club the priority location for a second rugby AGP in Test Valley once Ganger Farm is established and the peak slots are filled at this new site. ○ Additional pitch capacity may also be required to meet future demand in the Andover area where a high proportion of the borough's new housing and population growth is planned. There is an opportunity to reconfigure the current pitch provision at Foxcotte Park to provide additional playing pitch capacity (rugby compliant). Involvement and investment from RFU will be required within such projects.
---	--

2.3 Summary of Current Supply and Demand Balance

- 2.3.1 To facilitate easy comparison between the amount of play a site can accommodate (its carrying capacity) and how much play takes place there (its current use), the Playing Pitch Guidance recommends use of **Match Equivalent Sessions (MES)** as a comparable unit for natural turf pitches and, for artificial grass pitches, comparable unit of **Hours Per Week (HPW)** in the Peak Period.
- 2.3.2 For football and rugby union sites, the match equivalent session carrying capacity is estimated for a typical week in the main playing season with regard to the number and size of natural turf pitches on the site and their quality ratings. For cricket sites, the capacity is estimated for the season based on the number and quality rating of pitches and the size of the square which determines the number of wickets / strips that can be prepared in the season.
- 2.3.3 The current use for a typical week (football, rugby) or season (cricket) is then estimated for each site, taking into account home matches, training sessions and informal play both overall and in the peak weekend period. For football and rugby it is assumed each team generates on average 1.5 MES / week (i.e. a fortnightly home match plus weekly training). For cricket it is assumed each team generate on average 20 MES / season (i.e. approximately 10 home matches and a training session each week).
- 2.3.4 For hockey the carrying capacity is the total number of hours per week in the peak period aggregated across the available hockey AGPs compared to the existing hours of use in the peak period based, taking into account the clubs' programmes of home matches, training sessions and informal sessions (e.g. Back to Hockey).
- 2.3.5 As summarised in Figure 17, for cricket and football, grass pitch supply outweighs current demand for match play in the peak weekend period in both sub areas.
- 2.3.6 However, the unused capacity is located, in the main, at relatively poor quality village recreation ground sites in the rural areas, most of which are not accessible to children and young people living in the towns where the majority of demand is concentrated.
- 2.3.7 Based on secured supply and demand in the two towns only, the unused capacity for football match play in the peak is much lower. In Andover the unused capacity for match play in the weekend peak is just 16 MES a week compared to 39 MES across the north sub area as a whole. In Romsey, football pitch supply/demand for match play is broadly in balance with minimal unused capacity in the peak (1.5 MES). However, the addition of the new football pitches at Kings Chase/Ganger Farm from 2021/22 will increase the available capacity to 19.5 MES (compared to 41 MES across the south sub area as a whole).
- 2.3.8 The current supply and demand balance for hockey is a small shortfall of sand AGP capacity in the peak period in the north (displaced to an unsuitable 3G pitch). In the south, when the new pitch at Kings Chase/Ganger Farm comes available in 2021/22, there will be available capacity for hockey teams to hire for match play and training.
- 2.3.9 For rugby, there is a small amount of available capacity in the north (on the Council pitches in Charlton Park) and, in the south, when the new rugby AGP at Kings Chase/Ganger Farm comes available in 2021/22, there will be available capacity for rugby teams to hire for match play and training.

Figure 17: Existing Supply Demand Balance in Peak Period

Sport	North Sub Area	South Sub Area	Test Valley
Cricket	+ 108 MES / Season	+ 53 MES / Season	+ 161 MES / Season
Football*	+ 39 MES / Week	+ 41 MES / Week	+ 80 MES / Week
Hockey*	-1 HPW / Week	+ 29 HPW / Week	+ 28 HPW / Week
Rugby*	+ 2 MES / Week	+ 15.25 MES / Week	+ 17.25 MES / Week

* Includes new pitches (natural turf and AGPs) at Kings Chase/Ganger Farm; Secured supply only (i.e. excludes unsecured school supply).

2.4 Summary of Future Supply/Demand Balance

- 2.4.1 Over the period of the strategy to 2036, it is currently estimated that there will be demand growth in all four playing pitch sports.
- 2.4.2 Figure 18 summarises the likely impact of the forecast growth on the supply/demand balance in the borough as a whole assuming no further playing pitch capacity is created (i.e. by providing new pitches, enhancing the quality and playing capacity of existing pitches, or changing playing surfaces from natural to artificial turf).

Figure 18 – Forecast Supply Demand Balance in Peak Period

Sport	Forecast Growth	MES/HPW	Supply/Demand Balance
Cricket	+ 8.5 teams	+170 MES per season	- 9 MES / season
Football	+ 17 teams	+ 26 MES per week	+ 54 MES / week
Hockey*	+ 5 matches & 10 training hours a week	+ 15 HPW	+ 13 HPW / week
Rugby	+ 10 teams	+ 15 MES per week	+2.25 MES / week

* The growth estimate for hockey is based on application of Sport England's *Playing Pitch Calculator* planning tool advocated by England Hockey as detailed at Appendix C paragraph 8.12

- 2.4.3 Figure 18 shows that forecast growth will take up most of the available unused capacity in the peak period to accommodate demands of the additional teams.
- 2.4.4 For cricket, at the forecast scale of demand growth, by 2036, there is likely to be a small shortfall of supply across the borough as a whole if there is no change in provision over the period. Most demand growth will take place in the two towns where the largest cricket clubs are located. This will mean that the shortfall will be higher in the towns supporting a needs case for the provision of more capacity at key cricket sites in Andover and Romsey through the installation of NTPs.
- 2.4.5 For football, although there is sufficient available capacity to accommodate the forecast team growth, as with cricket, this capacity is located mainly on village playing fields which are not accessible from the towns where most of the large community football clubs and players are based and, in many cases, offer relatively poor quality pitches and/or ancillary facilities.
- 2.4.6 For rugby, the new capacity provided by the AGP at Kings Chase / Ganger Farm would be sufficient to accommodate the forecast growth if all the growth were to take place in Romsey. However, the distribution of the three community clubs (and the rugby model to base activity at sustainable community club sites), supports the case for future provision of more playing capacity at both the other rugby club locations - i.e. at The Goodship Ground, Andover and at Trojans Sports Ground in the south east of the borough. As examined in Section 3 of the report, there are several future scenarios through which additional playing capacity could be achieved at these sites i.e. by improving pitch maintenance / quality, changing grass pitches to rugby AGP and/or providing new grass pitches.
- 2.4.7 For hockey, the future picture of provision is similar to rugby in that the new hockey AGP at Kings Chase / Ganger Farm will provide sufficient capacity in the peak to accommodate forecast growth in the borough if all growth were to take place in Romsey. However, the Andover Hockey Club is located outside the catchment area of this new supply and the largest club, Trojans, exports a substantial proportion of its existing demand to pitches outside the borough in Southampton and Eastleigh due to insufficient capacity on the club's home site. Both the Andover and Trojans

hockey clubs aspire to second pitches in future. Trojans already has sufficient players and teams to justify the provision of a second home pitch.

2.5 Summary of Facility Needs - Protect, Enhance, Provide

- 2.5.1 **Protect** - Although the general picture is one of apparent surplus of playing pitch supply, from the detailed assessment of the supply and demand information and views (summarised in this section and detailed in the appendices to this report), it is clear that there is a needs case to protect the existing playing pitch supply in the borough for the future, whether in current use for organised team sport or not.
- 2.5.2 Most demand for formal use (team match play and training) is centred on the two main towns where there is minimal unused capacity in the peak periods and, in Andover, a shortfall in 3G AGP capacity for football training. To a lesser degree, there is also a shortfall in sand AGP capacity for junior hockey in the town.
- 2.5.3 Protection of the existing pitch supply (natural and artificial grass) in the two towns is needed both to ensure sufficient unused capacity is available to allow pitch rotation (to protect against impacts of climate change), and to provide available capacity for growth in demand over the strategy period that is likely to take place as a result of:
- Sports development initiatives by sports clubs and the relevant sports agencies (notably to increase participation in pitch sports by women and girls), and
 - Increases in the resident population of Test Valley resulting from new housing developments.
- 2.5.4 Equally, over the period of the playing pitch strategy, it will be important to ensure all village playing fields continue to be protected, whether or not they are currently used / maintained for formal match play. Village playing fields are critical to maintain accessibility for children and young people living in villages outside the two main towns to play pitch sports informally.
- 2.5.5 **Enhance** - In terms of site specific facility needs, once the new playing pitch provision in development in Romsey at Kings Chase/Ganger Farm is completed and fully operational, the priority facility need will be to enhance existing key strategic playing pitch sites within the borough that are accessible to large numbers of residents and are of sufficient scale to sustain good quality ancillary facilities for changing and social activity. The priority multi pitch/multi sport playing pitch hub sites for improvement in Test Valley are:
- Foxcotte Sports Park – Ancillary facilities and rugby pitches, future planning for the site.
 - Romsey Sports Centre - Cricket pitch outfield and pavilion
 - Trojans Sports Club - Rugby pitches, pavilion
 - Hunts Farm - Drainage to football pitches
- 2.5.6 Major sport-specific playing field sites in the two towns with enhancement needs are:
- Andover Cricket Club Ground - pavilion
 - Bypass (Romsey) Football Ground - changing rooms (services etc).
- 2.5.7 It should be noted that with the exception of Hunts Farm and the playing fields at Romsey Sports Centre the facilities in need of enhancement are either in private ownership (Trojans), leased from a private landowner (Romsey Football Ground) or held by clubs on Council leases (Foxcotte Sports Park, Andover Cricket Ground). Lead responsibility for securing the required funding and consents to progress any recommendations made in this report for improvements to these privately owned or leased sites will rest with the clubs or sports associations in question.
- 2.5.8 In the rural areas, the main enhancement need is for support with pitch maintenance for the parishes, sports clubs and associations with sites used for affiliated league match play. The types of support needed are:
- access to specialist equipment for remedial works
 - access to specialist advice/expertise
 - training in sports turf maintenance for club volunteers and parish groundstaff.
- 2.5.9 There are also needs for enhanced pavilion facilities at several of the playing field sites outside the main towns that are in regular demand and use by football and/or cricket clubs. The Borough Council would encourage sport clubs or parish councils to investigate and apply for external funding (subject to planning). Sites with need for improved pavilions to support formal use of playing pitches for match play include:

- i. Broughton Sports Field
- ii. Barton Stacey Recreation Ground

- 2.5.10 Pitch configurations should be re-assessed annually for all sites and effort made to accommodate different size pitches and pitch sports as demands change.
- 2.5.11 **Provide** - With regard to new provision for playing pitch sports, the priority need is for more football 3G Artificial Grass Pitch capacity in Andover particularly for team training and to accommodate growth in recreational participation and competitive play by women and girls.
- 2.5.12 Several potential locations have been identified for a second full size floodlit 3G AGP in Andover. A feasibility study is needed to establish which location offers the best potential to be both effective in addressing the need and deliverable in terms of land, planning, cost and funding.
- 2.5.13 Over the period of the strategy, a good needs case can be made for new provision of playing pitch facilities for rugby and, potentially, football at Foxcotte Sports Park. For example, a rugby compliant floodlit 3G AGP at Foxcotte may address the facility needs of both sports in Andover going forward and open up opportunities for a multi-sport hub approach to ancillary facilities to improve financial sustainability. As part of a AGP feasibility study for Andover, the accessibility and potential to grow the playing capacity at Foxcotte should therefore be fully examined taking into account the needs of the existing clubs on the site and the relative merits of the alternative location options identified.
- 2.5.14 At Trojans Sports Club in the south east of Test Valley, there is a strong existing needs case for a second hockey pitch and, potentially, for a rugby 3G AGP in future subject to feasibility. The needs case for new playing pitch provision on this site reflects the location of the club close to the M27 and accessibility from both Eastleigh and the City of Southampton. As there is a shortfall in secured pitches for hockey and rugby in Southampton and a hockey pitch was converted to football 3G in Eastleigh in the replacement of the Fleming Park Leisure Centre, the Trojans Club in Test Valley attracts a substantial amount of imported demand from both these neighbouring local authority areas.

3 Scenario Testing

3.1 Introduction

- 3.1.1 A range of 'what if' scenario questions were identified by the members of the Test Valley Playing Pitch Strategy Steering Group in discussion at a meeting of the group in December 2019. These included:
- Access to rugby pitches on club or on school sites is lost.
 - New access to school pitches for football is secured.
 - Playing pitch surfaces are changed.
 - There is large scale growth in women and girl's demand for playing pitches in response to the development focus of the sports governing bodies over the next four years.
- 3.1.2 These potential scenarios and their likely impact on the identified future playing pitch facility needs (or opportunities they present) are considered in Figure 19.

Figure 19: Scenarios	
Improved quality of sites	<p>Overall, the quality of the playing pitches on secured club and council owned sites in Test Valley - particularly in the two towns of Romsey and Andover - is generally good, relative to that found in many local authority areas in the country. As such, the potential to achieve more future playing capacity by means of pitch quality improvements is limited.</p> <p>However, to maintain the current good balance of supply and demand for cricket pitches, it will be vital to ensure that the Council-owned fine turf pitches at London Road Recreation Ground and Knightwood Leisure Centre are of suitable quality for the level of cricket league play required by Andover CC and Knights Valley CC respectively. Continued input from the Hampshire Cricket Technical Advisor is recommended to advise the Council and clubs on the future maintenance regimes at key sites.</p> <p>Improving the quality of drainage/maintenance of the rugby pitches at both Trojans and the Goodship Ground in Foxcotte Park to the optimum standard (M2/D3) would impact on playing capacity and sustaining club activity on both sites. The capacity of match equivalent sessions (MES) at Trojans would increase by 2 a week (from 12 MES to 14 MES). At the Goodship Ground by 4 from 10 MES to 14 MES. This would substantially reduce the need for Andover RFC to hire park pitches, and Trojans school pitches, off site.</p> <p>Establishing a football pitch maintenance hub resource with Hampshire FA would help the parish councils and football clubs with home grounds in the villages to improve the playing experience and reduce match cancellations. Sites that could potentially benefit from such an initiative include Hatches Farm (Wellow FC), Wherwell (Shooters FC) the two Clatford sites (CK Andover FC), Shipton Bellinger, North Baddesley, Nursling.</p> <p>If all the natural turf football pitches at these seven village playing fields were enhanced to 'good' quality, it would increase weekly playing capacity at these sites by a total of 27 MES (from 38 MES to 65 MES).</p>
More community use at education sites	<p>There is a need to clarify the scope and duration of existing formal security of access agreements for the community to playing pitches and ancillary facilities at schools in the borough. This is particularly important for community hockey but also for football training.</p> <p>In the south sub area, community use of the AGPs at Mountbatten School, Romsey School, St George's Catholic College and Knightwood Primary School is secured by means of conditions of capital grant awards for the provision or upgrading of these pitches. A community use agreement is also believed to be in force at Test Valley School in Stockbridge, although possibly restricted to the Sports Hall.</p> <p>At the state schools in the north of the borough with existing community use - e.g. Anton Junior School, Winton Academy, John Hanson School, Harrow Way School - the extent of security of the community access is not sufficiently clearly established.</p> <p>At most of these education sites, the scope of any planning and/or funding conditions that are in place (e.g. the sports facilities included, hours of availability and any pricing terms) are unclear at present. So to is the duration of the agreements and any monitoring arrangements.</p> <p>Securing more community use of the state secondary school playing fields would impact mainly on youth football in Andover. If Harrow Way School re-established community availability for its 3 youth pitches on Saturdays and John Hanson School made their 2 youth</p>

Figure 19: Scenarios	
	<p>football pitches available to hire at weekends, the playing capacity would increase by 5 MES per week in the football season.</p> <p>In addition to clarifying existing agreements and ensuring they remain in place, several potential opportunities for increasing community use of sports facilities on school sites have been identified in the course of the site visits and consultation. These opportunities should be explored to establish feasibility and local demand and include:</p> <ol style="list-style-type: none"> i. Harrow Way School, Andover (interest expressed in a school/community partnership to provide a full size floodlit 3G pitch) ii. Portway Junior School (large playing field adjacent to Harrow Way School) iii. Knights Enham Junior School (primary interest is in securing a holiday programme provider) iv. Roman Way Primary School, Andover (as above) v. Rownham St Johns Primary School (interest in hire of playing field subject to a partnership to provide necessary player welfare facilities - WC, running water). <p>Independent schools in Test Valley are a substantial provider of community access to high quality playing pitches and ancillary facilities, most notably Farleigh School near Andover and Embley (formerly Hampshire Collegiate School) near Romsey. Although there is little potential to formally secure community access to these sites, they are a valuable component of overall supply particularly as overspill or temporary sports club venues for matches or training when the club's home pitch is unavailable or undergoing repairs, for inter school tournaments, for area/county training sessions and representative matches and for coach education or officials training courses. Schools in the independent sector are increasingly open to developing local community links to maintain charitable status.</p>
Change of use from one sport or pitch type to another	<p>With regard to hockey, to continue to meet the existing demand for the game in Test Valley, it is critically important that the current supply of sand based AGPs is protected. Although the Andover Hockey Club continues to programme an hour of junior coaching on the long pile 3G pitch at Charlton Sports Centre this is because it is the only option available to the club in the town at this peak time on a Saturday morning.</p> <p>In the case of cricket, the needs assessment supports retention of the supply of fine turf pitches to provide sufficient capacity to accommodate forecast growth from population change and investment in developing the women and girls game. However, now that lower league adult cricket can be played on non turf pitches (NTPs), there is a stronger case for providing more NTPs at cricket grounds either on existing fine turf cricket tables or, where there is sufficient land, as junior pitches separate from the cricket table. A good quality NTP has playing capacity of up to 60 adult match equivalent sessions or 80 junior sessions in a season.</p> <p>Introduction of NTPs would help to address both growth in demand and reduce match cancellations in both the north and south of the borough. Upgrade/replacement of the existing NTPs at Winton Academy in the north and Romsey School in the south would facilitate delivery of the ECB's new programme in secondary schools for girls cricket.</p> <p>Change of a floodlit grass rugby pitch to floodlit rugby compliant AGP at Trojans and/or the Goodship Ground in Foxcotte Park would substantial increase playing and training capacity for Trojans FC/Andover RFC - i.e. by approximately 16 MES per week at each club.</p> <p>In light of the priority need for more football 3G capacity in Andover for team training and to accommodate forecast growth in mini soccer and youth football (particularly among girls), change of an existing grass football pitch to 3G is the most likely scenario unless additional land is secured and used to extend an existing playing pitch site.</p> <p>A number of potential locations for a second 3G AGP in Andover with existing on site management and ancillary facilities have been identified for consideration as part of a future feasibility study. Provision of a second secured floodlit 3G AGP with full community access and availability would increase the supply capacity by up to 38 team training sessions a week plus at least 4 matches at weekends.</p>
Lose availability of a key site or sites	<p>In addition to the rugby club grounds at Foxcotte Sports Park (leased) and Trojans Sports Club (freehold), the three community rugby clubs based in Test Valley rely on regular access to Council owned pitches at Romsey Sports Centre, Charlton Park and Hardmoor Recreation Ground (in Test Valley, owned by Eastleigh Borough Council), as well as on occasional access to school pitches either in Romsey or outside the borough.</p> <p>From the 2021/22 season, Romsey Rugby Club will relocate to a new pavilion at Ganger Farm/Kings Chase. The two new Council owned pitches and a rugby compliant 3G pitch in</p>

Figure 19: Scenarios

	<p>development at Ganger Farm will be available for hire. This provision will replace the two pitches and grass training area at Romsey Sports Centre which will be reallocated to different sport and recreational use.</p> <p>Loss of availability of the pitches at any one of the clubs' home grounds - i.e. Foxcotte (2 floodlit pitches and academy pitch/training area), Kings Chase/Ganger Farm (2 pitches plus a floodlit 3G from 2021/22), Trojans (3 pitches of which 2 are floodlit) - would create a shortfall in supply capacity that would make delivery of the current community rugby programmes of these clubs impossible to sustain.</p> <p>There are only 2 alternative adult pitches in the borough (i.e. the Council's pitches in Charlton Park, Andover). Reliance on use of school pitches would be untenable. The rugby pitches on school sites are mostly youth size, most are maintained only to a basic standard and many are not available to hire on Sunday mornings, the peak time for junior rugby.</p> <p>For hockey, loss of access and programme time to either school pitch - Romsey School, John Hanson School - would make the respective clubs untenable. Ensuring access to these school pitches is secured for the long term is therefore critical to the future delivery of community hockey in Test Valley.</p> <p>For football, loss of any of the three stadium pitch sites, either of the two full size 3G pitches or the small sided 3G pitches at Knightwood Leisure Centre, Knightwood Primary School or Anton Junior School would impact negatively on the ability of the main community football clubs in the borough to continue to sustain the number of teams they currently put out.</p> <p>Similarly, the borough's community football clubs are heavily reliant on continued availability of key Borough Council / Parish Council grass pitch sites that offer two or more pitches (or one good quality pitch suitable for overmarking for junior play), plus ancillary facilities.</p> <p>In the north sub area the key natural turf football sites that would have substantial impact if lost are: East Anton, Picket Twenty, Saxon Fields, Wherwell Playing Fields, Goodworth Clatford Recreation Ground, Bulbery Sports Field.</p> <p>In the south, the key sites that would impact significantly on the supply/demand balance if lost are: Knightwood Leisure Centre, Hatches Farm Playing Fields, Broughton Sports Field, Sherfield English Sports Field, Braishfield Recreation Ground, Stockbridge Football Ground and North Baddesley Recreation Ground.</p> <p>In the south east, just over the borough boundary in Eastleigh, the key football site that would impact most on Test Valley clubs if lost is the new Stoneham Lane Football Complex.</p> <p>For cricket, unless provision is replaced or relocated, the key sites that would have the most impact if lost to the borough supply are:</p> <ul style="list-style-type: none"> o In the north: Andover Cricket Ground, London Road Sports Ground, Ampport Cricket Ground, Longparish Cricket Ground, Penton Recreation Ground, Wherwell Playing Fields. o In the south: Romsey Sports Centre, Trojans Sports Club/ Hardmoor Sports Ground, Hunts Farm, Knightwood Leisure Centre, Broughton Sports Field, West Wellow Recreation Ground, Michelmersh & Timsbury Recreation Ground, Mottisfont Sports Field, East Tytherley Cricket Ground.
<p>Provide new pitches</p>	<p>The supply of playing pitches in Test Valley has increased substantially in both Andover and Romsey in response to the findings of the last Playing Pitch Strategy and to provide accessible capacity for new residents moving into new housing developments within the two towns.</p> <p>In Andover, East Anton (Augusta Park) is a large, recently provided hub site for youth football and mini soccer with 8 new pitches and pavilion used extensively by Andover Town Youth and Baltic Youth teams. Picket Twenty, is a hub site for senior football in the town with 7 full size pitches used by CK Andover on Saturdays and by several Sunday morning league teams. This site also has a fine turf cricket table and non turf pitch.</p> <p>In Romsey, the new Kings Chase/Ganger Farm development includes a major new provision of two AGPs - one for hockey, one for rugby and football shared use - as well as two dedicated rugby pitches (replacing two shared pitches with cricket at Romsey Sports Centre) and four new football pitches (three junior, one adult size).</p> <p>Just outside Test Valley to the south east, the new Stoneham Lane Football Complex is also now nearing completion and adds very substantially to the accessible football supply to Test</p>

Figure 19: Scenarios	
	<p>Valley residents and community football clubs in the south sub area, particularly for mini soccer as the new central venue for the Eastleigh & District Mini Soccer League.</p> <p>These new, high quality hub sites - together with the smaller new playing field sites at Picket Piece in Andover and Abbotswood in Romsey - substantially increase the available capacity to Test Valley residents and clubs for all four playing pitch sports.</p> <p>It will take some time for the full impact of these new pitch developments on the balance of supply and demand for playing pitches in the borough to become apparent. In the short term, as the supply/demand balance analysis illustrates (Figure 17 at paragraph 2.3.9), these recent and committed new sites provide unused capacity.</p> <p>Looking forward, the priority need for new provision of pitches is for more 3G AGP capacity for team training and recreational football in Andover and to provide capacity to address latent demand and club growth aspirations (particularly for women and girls participation).</p> <p>As mentioned previously, there is an opportunity for a masterplan to reconfigure the current provision at Foxcotte Park this would potentially release the rugby pitches in Charlton Park for football and/or alternative sport and recreational use.</p>
Significant increase in demand in specific part of the borough	<p>The adopted Local Plan makes allocations for housing development, for the period up to 2029, which has yet to come forward, including additional development in Romsey and North Baddesley. However, the next Local Plan will need to plan for housing need for the period up to 2036, which may result in additional housing development. The scale and distribution of this across the borough is not yet known.</p> <p>Based on the adopted Local Plan, in the south sub area, the main area of housing growth and increased demand over the plan period will be on the south side of Romsey at Whitenap.</p> <p>Other areas in the south sub area likely to experience significant growth (albeit at a much smaller scale than Whitenap) are North Baddesley to the south east of Romsey and Nursling and Rownhams close to the M27 motorway.</p> <p>As indicated above, there is already a capacity issue for hockey and rugby at Trojans Sports Club as a consequence of imported demand from Eastleigh and Southampton (both local authority areas with shortfalls in playing pitch supply). The increase in demand resulting from housing development in Test Valley close to the south east boundary will, over time, increase the need for additional pitches for these sports in the south sub area.</p> <p>The relocation of Romsey Rugby Club from the Romsey Sports Centre site to Kings Chase/Ganger Farm, together with the need identified to upgrade or replace the Bypass (Romsey) Football Stadium and to plan for future indoor sports facility needs (considered separately in the Sports Facilities Strategy report) presents an opportunity for a detailed options appraisal to be carried out for the Sports Centre site and its environs. Increased demand from Whitenap will be a key consideration of the options appraisal.</p> <p>In Andover, the focus for future demand increases as a result of housing growth will continue to be to the north and east sides of the town where there are outstanding permissions for more than 2,300 new dwellings.</p> <p>Growth in the town will increase the needs case for expansion of the playing pitch facilities at Foxcotte Sports Park where both Andover Rugby Club and Andover New Street Football Club already have to hire pitches off site to deliver their community programmes and have aspirations for growth.</p>
Significant demand growth in a particular sport, gender or age group	<p>Based on recent trends in the four main playing pitch sports and the development focus for the governing bodies for at least the next four years, growth in demand from women and girls to play cricket, football and rugby is the most likely scenario. Female participation in hockey is already at a similar level to male participation.</p> <p>The priority needs to deliver this growth aspiration are: i) recruitment and training of more female volunteers as club coaches, team managers and officials and ii) more engagement of the NGBs and community clubs with school PE departments.</p> <p>In terms of facilities, growth in participation by women and girls in these sports will depend on available capacity in the peak times on 3G AGP pitches, Non Turf Cricket Pitches, and on good quality natural turf pitches, supported by good quality changing and social ancillary facilities.</p>

Figure 19: Scenarios

	<p>The development focus of the NGBs and many of the larger community clubs in Test Valley on women and girls participation, supports the needs case for the new AGPs and pavilion facilities in development at Kings Chase/Gangers Farm as well as for additional 3G supply in Andover and for non-turf cricket pitches at key cricket sites.</p>
--	--

4. Recommendations

4.1 Planning Policy

- 4.1.1 **National Policy Context** - The relevant policy protecting existing sports facilities and land in the government's *National Planning Policy Framework (NPPF) 2019* is paragraph 97:

'Existing open space, sports and recreational buildings and land, including playing fields, should not be built on unless:

- *An assessment has been undertaken which has clearly shown the open space, buildings or land to be surplus to requirements; or*
- *The loss resulting from the proposed development would be replaced by equivalent or better provision in terms of quantity and quality in a suitable location; or*
- *The development is for alternative sports and recreational provision, the needs for which clearly outweigh the loss.'*

- 4.1.2 **Local Policy Context** - The recommendations of this Playing Pitch Strategy for Test Valley are made in the context of the existing relevant policies within the *Revised Local Plan DPD 2011-2029* adopted in January 2016. Chapter 8 of the Local Plan considers the themes of *Leisure* and *Health and Wellbeing* together (*LHW*) for the purposes of planning policy.

- 4.1.3 *Policy LHW1* sets out policies for all types of public open space in connection with new housing development where there is a net increase in population. With regard to the public open space typology of *Outdoor Sports Facilities*, the policy requires provision of at least 1 hectare per 1,000 population of outdoor sports facilities (as part of a total provision of all typologies of open space to a standard of at least 3 hectares per 1,000 population).

- 4.1.4 The second part of the same planning policy provides protection of existing open spaces or other recreation facilities from development proposals that would result in their loss.

4.2 Provision Standards

- 4.2.1 **Quantity Standards** - With regard to playing pitches (as a typology of open space), Sport England's guidance¹¹ strongly advises local planning authorities to move away from the use of standards in assessing and determining quantitative needs. The guidance advocates gathering detailed local supply and demand data and assessment of area, sport and site specific needs in order to determine which existing pitches need to be protected and enhanced and priority areas/sites for new playing pitch supply based on this detailed assessment.

- 4.2.2 The guidance recognises that quantitative standards have become increasingly less useful and relevant as a planning tool for playing pitches with the variation in the playing capacity of natural turf pitches (depending on their quality) and the increase in provision and use of artificial grass playing surfaces which can provide much greater playing capacity than natural turf. Policy changes by the playing pitch sport governing bodies have also increased the use of artificial surfaces for competitive matches in addition to training.

- 4.2.3 Accordingly, the strategic recommendations for playing pitch provision to 2036 in Test Valley in this section of the report do not include a per capita quantity standard. Rather, in accordance with Sport England's published guidance, recommendations are made for a minimum quality standard for playing pitches and for the protection, enhancement and provision of new playing pitches on area and site specific bases.

- 4.2.4 **Quality Standards** - Pitch carrying capacity has a direct relationship with pitch quality. For example, raising the quality of a football pitch from 'Standard' to 'Good' would enable one additional game per week to be accommodated. Investment in quality enhancements to pitches at existing playing pitch sites with secure community access is, usually, more cost effective than investment in new provision.

- 4.2.5 It is therefore recommended that the Borough Council and its partner sports agencies seek to achieve and maintain 'good' quality (as determined by the latest NGB published guidance) for all

¹¹ Playing Pitch Strategy Guidance, October 2013 (Sport England)

playing pitches used for national governing body affiliated league standard of play. The current guidance is set out in Figure 20.

Figure 20 – Recommended Pitch Quality Standards

Pitch Quality Standards

Cricket: Good (i.e. an aggregate rating of 80% or more against ECB Non-Technical Visual Quality Assessment proforma criteria and scoring mechanism for the outfield, grass wickets, changing pavilion, artificial wickets and non-turf cricket practice nets as applicable to the site)¹²

Football: Good (i.e. an aggregate rating of 80% or more against FA Non-Technical Visual Quality Assessment proforma criteria and scoring mechanism for the assessment criteria and aggregate rating scores for the playing surface and maintenance programme)¹³

Rugby Union: Good (M2) rating (i.e. no action needed on maintenance) and D3 rating (i.e. no action needed on pitch drainage)¹⁴.

Hockey: Good (80% or more against Sport England Non-Technical Visual Quality Assessment proforma criteria and scoring mechanism for the AGP playing surface age, condition, markings, fencing, security, goals and posts and ancillary facilities)¹⁵.

- 4.2.6 To support community clubs and those Parish Councils with playing pitches used for affiliated games to achieve and maintain a 'good' quality standard, it is recommended that, the Borough Council continues to liaise closely with the playing pitch sport governing bodies and their pitch maintenance advisors to identify and prioritise the specific maintenance improvement works required to bring the quality of Standard rated pitches to Good quality. It is also recommended the Borough Council support the FA towards establishing a pitch maintenance hub resource (i.e. a shared equipment resource and training).
- 4.2.7 It is recommended that the FA and the Borough Council continue to support the three clubs in the borough that currently compete in the Football League System (FLS) at Step 6 to maintain the required FA Ground Grading certifications for their home grounds. Subject to feasibility (to include cost and planning considerations), the FA and Borough Council should also support future ground improvements that may be required for these clubs to progress in the FLS.

4.3 Protect

- 4.3.1 Test Valley Borough Council has undertaken a Playing Pitch Strategy (PPS) and assessed existing and future needs for playing pitch provision across the borough. The firm conclusion is that there is an identified need to retain all existing playing pitches to meet either current or forecast future needs (to 2036) for the four main playing pitch sports played in the borough - i.e. football, cricket, hockey, rugby union (as well as for the minor pitch sports of archery, bowls and croquet considered in a separate Sports Facilities Strategy report).
- 4.3.2 Therefore, it is recommended that the provisions of NPPF paragraph 97 (as interpreted in the current Local Plan Policy LHW1 paragraphs d to f (see Figure 21 below), continues to be applied in future versions of the Local Plan to 2036.

Figure 21 - Extract from Test Valley Local Plan Policy LHW1

Development proposals that would result in the loss of existing open spaces or other recreation facilities will only be permitted if:

d) the space or facility is not needed to meet the full range of leisure and recreational needs of the local community;

e) the proposed development is for an alternative open space, sport or recreation facility for which there is such a need as to outweigh the loss; or

f) any space or facility to be lost would be replaced by an equivalent or better provision in terms of quantity and quality and be in a suitable location.

Source: Test Valley Borough Council Adopted Local Plan 2011 -2029

¹² Playing Pitch Strategy Guidance Appendix 3, October 2013 (England & Wales Cricket Board)

¹³ Playing Pitch Strategy Guidance Appendix 2, March 2014 (Football Association)

¹⁴ Playing Pitch Strategy Guidance Appendix 4, October 2013 (Rugby Football Union)

¹⁵ Playing Pitch Strategy Guidance Appendix 6, October 2013 (England Hockey Board)

- 4.3.3 Should a playing pitch exist in the borough that is not mentioned in this Playing Pitch Strategy or the Sports Facilities Strategy and appendices, its omission is not an endorsement by the Borough Council, Sport England or the relevant national governing body of that sport of its disposal.
- 4.3.4 Although regular, seasonal demand from club teams for football pitches on playing field sites in some of the rural villages has lapsed, these pitches continue to be of significant value to their local communities for informal play and occasional organised games. These playing fields (identified in the football audit at Appendix B) should therefore continue to be protected by Local Plan policy and equipped and maintained to an appropriate standard for informal, recreational use.
- 4.3.5 It is recommended that the Borough Council and its partner sports agencies actively support local community sports clubs to formalise and protect existing access arrangements to sports facilities (including playing pitches) and the necessary ancillary welfare facilities on school sites.
- 4.3.6 Where opportunities arise, the Borough Council or sports agencies should seek to formally secure existing community access and to secure new or extended community access (by means of community use agreements, grant terms & conditions and the development planning process).
- 4.3.7 At playing field sites in Local Authority ownership (whether County Council, Borough Council, Town/Parish Council), it is recommended that opportunities for transfer of playing pitches or pavilions to community clubs, sports associations or charities should only be considered where:
- The facilities are assessed as being of good quality by the relevant governing bodies of sport prior to completion of the transfer;
 - The community organisation taking on the asset is able to demonstrate it has the capacity and resources to: a) Maintain the facilities to a good standard (meeting any NGB affiliated league requirements) and, b) To deliver sustainable sports development outcomes;
 - A Service Level Agreement (SLA) is agreed between the parties prior to completion of the transfer setting out the maintenance standards and sports development outcomes;
 - Opportunities for informal play (either on the subject site or on another site in the same catchment area) are fully safeguarded.
- 4.3.8 At the four school sites in the borough with a playing pitch endorsed by England Hockey as suitable for hockey competition and training (EH Category 2 or 3) and accessed by community hockey clubs, it is recommended that the Borough Council encourage the schools to retain a hockey surface (as opposed to resurfacing in future as football 3G) so as to safeguard the pitch needs of the community hockey clubs based in the borough.
- 4.3.9 It is recommended that the Borough Council and those Parish Councils in Test Valley with playing field sites maintain their existing revenue budget allocations for playing pitch maintenance, with appropriate provision for inflation, in recognition of the contribution of playing pitches to the health and well being of local communities.

4.4 Enhance & Provide

- 4.4.1 It is recommended the Borough Council and those Parish Councils in Test Valley with playing field sites continue to seek the advice of the pitch sports governing bodies and their respective pitch advisers to secure maximum value from their respective budget allocations for maintenance of playing pitches.
- 4.4.2 Similarly, it is recommended that the Local Authorities continue to seek the advice of these sports bodies whenever pre-planning proposals or planning applications involving new playing pitches or ancillary facilities are brought forward or new S106 Agreements for playing pitches are drafted. This to ensure that the design, layout and management plans maximise the community value of the new facilities and that the pitch maintenance plans meet the relevant Performance Quality Standards (PQS).
- 4.4.3 It is recommended that pitch maintenance by Local Authority employed ground staff and community club volunteers should be supported through the provision and promotion of low cost training courses.

- 4.4.4 Where feasible, it is recommended that the providers of football pitches on formal sports sites, public parks and recreations grounds in Test Valley use moveable football goal post systems (procured from a supplier on the FA's approved list) to reduce wear and tear from informal play (particularly in goalmouths), and, where feasible, realign the pitch layouts on multi-pitch sites each season to reduce wear.
- 4.4.5 For new or replacement artificial grass pitches (AGPs) including those in development at Kings Chase/Ganger Farm, it is recommended that the facilities are tested, certified and maintained to the necessary standard for inclusion on the relevant NGB register:
- Football AGPs - FA Football Turf pitch register
 - Rugby AGPs - RFU World Rugby compliant pitch register
 - Hockey AGPs - EH register of pitches approved for Category 3 play or above.
- 4.4.6 With regard to playing pitches as a type of outdoor sports facility it is recommended that, from all new housing development where there is a net increase in population, contributions be sought (under Section 106 of the Town and Country Planning Act 1990 or through the Community Infrastructure Levy mechanism) towards the delivery of priority projects in the Test Valley Playing Pitch Strategy in the locality of the proposed development.
- 4.4.7 The priority playing pitch sites and projects are those set out in the Playing Pitch Strategy Action Plan current at the time the planning application is submitted. The initial priority projects are set out in Section 5.
- 4.4.8 As stated previously, the projects include playing pitch sites in private ownership and on school and parish sites outside the control of the Borough Council. Accordingly, the lead party responsible for progressing the actions is identified in the plan along with the key supporting agencies.
- 4.4.9 It is recommended that the Test Valley Playing Pitch Strategy Steering Group should review and update the Action Plan and priority projects periodically during the strategy period. The steering group, Council and wider stakeholders including Romsey Future, and Andover Vision should be incorporated in master planning and options appraisals for ongoing schemes to protect, develop, enhance, and provide sport and recreation facilities and infrastructure across the borough which reflect growing and changing needs of borough residents.

5. Action Plan

5.1 Introduction

- 5.1.1 Aligning with the strategic recommendations in Section 4, and following consideration by the Steering Group of a range of future scenarios and their impacts (Section 3), this final section of the Playing Pitch Strategy sets out an initial action plan for delivering the priority playing pitch facility projects for enhancements and new provision.
- 5.1.2 These projects have been prioritised as having the best potential to impact against the shared objective outcome of the organisations represented on the Test Valley Playing Pitch Steering Group to improve health and wellbeing by ensuring all residents have access to good quality facilities for sport and physical activity.
- 5.1.3 The first table of actions (Figure 22) have potential to be progressed in the short term (within 2 years).
- 5.1.4 Actions that relate to recommended projects that are likely to require longer to progress - for example projects dependent on acquisition of land, the outcome of wider area development planning or large scale review of options, feasibility and viability - are set out in Figure 23.
- 5.1.5 In accordance with the published guidance for the preparation of playing pitch strategies, it is recommended the Borough Council convene and chair periodic meetings of the Playing Pitch Strategy Steering Group to review progress and update the Action Plan and the priority ranking of projects to reflect material changes in the picture of supply and demand and changing scenarios.
- 5.1.6 The updates to the Action Plan should in turn inform periodic updates of the Council's priorities for investment through capital grant and loan programmes.
- 5.1.7 Where capital budget sums are shown for new provision, these are indicative estimates derived from Sport England Facility Cost Guidance Sheet (Second Quarter 2019) or cost estimates provided by the sports governing bodies. Actual costs will need to be determined as part of project specific feasibility studies.
- 5.1.8 Where sites are not in local authority ownership, implementation of the recommended actions will be subject to the cooperation of the owner/leaseholder. In addition, the actions will be subject to the necessary planning processes and to securing of the required funding, both for the initial capital development and ongoing cost of maintenance.

5.2 Short Term

Figure 22: Short term actions

Site	Sport(s)	Action(s)	Lead	Partners	Cost
North Sub Area					
Andover (Site to be determined)	<ul style="list-style-type: none"> Football (Possibly rugby) 	<ul style="list-style-type: none"> Commission a feasibility study / site options appraisal for provision of a second 3G AGP in Andover in the medium term. 	<ul style="list-style-type: none"> TVBC 	<ul style="list-style-type: none"> FA / FF Site owners Key clubs RFU (if at Foxcotte and rugby compliant) 	<ul style="list-style-type: none"> c. £12k study (£925k - £1.2m 3G AGP)
Foxcotte Sports Park	<ul style="list-style-type: none"> Football / Rugby / Archery 	<ul style="list-style-type: none"> Review the ancillary facility needs of all three sports clubs (archery, rugby, football) and potential for shared provision to 	<ul style="list-style-type: none"> Clubs (3) 	<ul style="list-style-type: none"> TVBC FA RFU 	<ul style="list-style-type: none"> Officer Time.

Figure 22: Short term actions

Site	Sport(s)	Action(s)	Lead	Partners	Cost
		improve quality, inclusivity of access and financial sustainability of all three community sports clubs.			
Goodship Ground, Foxcotte Sports Park / Charlton Park	○ Rugby	○ Assess the feasibility of reconfiguring the current pitch provision to provide additional playing pitch capacity (rugby compliant).	○ Andover RFC	○ TVBC ○ RFU	○ c. £12k study ○ Any pitch reconfiguration cost: To be determined
Andover Cricket Ground	○ Cricket	○ Replace club pavilion (2 team)	○ Andover CC	○ ECB ○ TVBC	○ To be determined
London Road Playing Field	○ Cricket	○ Implement actions recommended in HCB Pitch Advisor Ground Report (Dec 19)	○ TVBC / ○ Andover CC	○ ECB	○ To be determined ○ c. £12k
Picket Twenty Recreation Ground	○ Cricket	○ Implement actions recommended in HCB Pitch Advisor Ground Report (Dec 19) ○ Promote use of sites Non-Turf Pitch (NTP)	○ TVBC	○ ECB	○ To be determined
Picket Piece Recreation Ground	○ Football	○ Finalise handover of pavilion and pitch ○ Consider long term management arrangement	○ TVBC	○ Club users ○ FA - support as required	○ n/a
Harrow Way School	○ Football	○ Re-establish community use of pitches and ancillary facilities and consider potential for community programming links with Portway Junior School field.	○ Harrow Way School	○ TVBC ○ Portway Junior School ○ Andover New Street FC ○ Andover YFC	○ To be determined
Upper Clatford Sports Field	○ Football	○ Improvements to pavilion. ○ FA Pitch Adviser to assess options and costs to improve pitch quality.	○ Parish Council ○ FA		○ To be determined

Figure 22: Short term actions

Site	Sport(s)	Action(s)	Lead	Partners	Cost
Bulbery Sports Fields, Abbotts Ann	<ul style="list-style-type: none"> Football 	<ul style="list-style-type: none"> FA Pitch Adviser to assess options and costs to improve pitch quality. 	<ul style="list-style-type: none"> FA 	<ul style="list-style-type: none"> Parish Council 	<ul style="list-style-type: none"> To be determined
South					
Romsey Rapids Sports Complex	<ul style="list-style-type: none"> Cricket Football 	<ul style="list-style-type: none"> HCB Pitch Adviser to assess options to improve outfield In the long term, programme and mark the current rugby training area for youth football training, following the opening of Ganger Farm. 	<ul style="list-style-type: none"> TVBC 	<ul style="list-style-type: none"> OT&RCC ECB Romsey Youth 	<ul style="list-style-type: none"> To be determined c. £12k n/a
Bypass (Romsey) Stadium	<ul style="list-style-type: none"> Football 	<ul style="list-style-type: none"> Upgrade changing, showers (utilities etc.) 	<ul style="list-style-type: none"> Romsey Town FC 	<ul style="list-style-type: none"> FA/FF (FSIF grant) Site owner TVBC 	<ul style="list-style-type: none"> To be determined
Kings Chase/ Ganger Farm Playing Fields	<ul style="list-style-type: none"> Hockey Rugby Football 	<ul style="list-style-type: none"> Complete new pitches and pavilion Finalise management arrangements, core programme and facility hire charges 	<ul style="list-style-type: none"> TVBC 	<ul style="list-style-type: none"> Facility Operator NGBs - support as required 	<ul style="list-style-type: none"> Funded
Abbotswood Playing Field	<ul style="list-style-type: none"> Football 	<ul style="list-style-type: none"> Finalise handover of pavilion & pitches Finalise management arrangements, core programme and facility hire charges 	<ul style="list-style-type: none"> TVBC 	<ul style="list-style-type: none"> Club users FA - support as required 	<ul style="list-style-type: none"> Funded
Trojans Sports Club	<ul style="list-style-type: none"> Rugby Hockey Cricket 	<ul style="list-style-type: none"> Upgrade pavilion changing areas Commission a feasibility study for a 2nd hockey AGP and conversion of a rugby pitch to a rugby AGP. 	<ul style="list-style-type: none"> Trojans Sports Club 	<ul style="list-style-type: none"> Eastleigh BC TVBC EH 	<ul style="list-style-type: none"> c. £500k pavilion To be determined c. £10k AGP feasibility study
Hunts Farm Playing Fields	<ul style="list-style-type: none"> Football Cricket 	<ul style="list-style-type: none"> FA to assess options and costs to improve drainage to football pitches Improve levels of cricket squares by implementing 	<ul style="list-style-type: none"> TVBC 	<ul style="list-style-type: none"> FA ECB 	<ul style="list-style-type: none"> To be determined c. £12k

Figure 22: Short term actions

Site	Sport(s)	Action(s)	Lead	Partners	Cost
		actions recommended in HCB Pitch Advisor Ground Report (Dec 19) <ul style="list-style-type: none"> Install a Non-Turf Pitch (NTP) 			
Knightwood Leisure Centre	<ul style="list-style-type: none"> Cricket 	<ul style="list-style-type: none"> Implement actions recommended in HCB Pitch Advisor Ground Report (Dec 19) 	<ul style="list-style-type: none"> TVBC 	<ul style="list-style-type: none"> ECB 	<ul style="list-style-type: none"> To be determined
Broughton Sports Field	<ul style="list-style-type: none"> Cricket Football 	<ul style="list-style-type: none"> Replace pavilion (2 team) 	<ul style="list-style-type: none"> Broughton PC 	<ul style="list-style-type: none"> ECB FA / FF TVBC Broughton clubs 	<ul style="list-style-type: none"> c. £255k
North Baddesley Recreation Ground	<ul style="list-style-type: none"> Football 	<ul style="list-style-type: none"> Implement actions recommended in FA pitch improvement report 	<ul style="list-style-type: none"> Parish Council 	<ul style="list-style-type: none"> FA 	<ul style="list-style-type: none"> To be determined
Sherfield English Sports Field	<ul style="list-style-type: none"> Football 	<ul style="list-style-type: none"> Complete new pavilion fit out 	<ul style="list-style-type: none"> SERP Trust 		<ul style="list-style-type: none"> To be determined
Mottisfont Sports Pitch	<ul style="list-style-type: none"> Football 	<ul style="list-style-type: none"> FA to assess options and costs to improve pitch subject to confirmation by Sports Trust and Club of continued demand for affiliated play 	<ul style="list-style-type: none"> Sports Trust 	<ul style="list-style-type: none"> FA Parish Council Mottisfont FC 	<ul style="list-style-type: none"> To be determined
Ampfield Recreation Ground	<ul style="list-style-type: none"> Cricket Football 	<ul style="list-style-type: none"> Improve car park, remove former pavilion building and relocate play area further from cricket boundary. 	<ul style="list-style-type: none"> Parish Council 		<ul style="list-style-type: none"> Funded (CAF, S106)

Figure 22: Short term actions (continued)

Sport(s)	Action	Lead	Partners	Cost
Boroughwide				
Football, Rugby & Cricket	<ul style="list-style-type: none"> Establish the extent of the need for, and the costs of providing, a maintenance hub resource with specialist equipment for hire to clubs, sports associations, parish councils in order to improve quality and capacity of club and parish pitches. 	<ul style="list-style-type: none"> NGBs 	<ul style="list-style-type: none"> NGB Pitch Advisors TVBC 	<ul style="list-style-type: none"> To be determined

Football, Rugby & Cricket	<ul style="list-style-type: none"> Organise and promote sports turf maintenance training update sessions annually for grounds staff working on playing pitches in the borough. 	<ul style="list-style-type: none"> NGBs 	<ul style="list-style-type: none"> TVBC Sparsholt College 	<ul style="list-style-type: none"> To be determined
Football	<ul style="list-style-type: none"> Replace fixed goalposts with moveable systems at all sites used for affiliated football. 	<ul style="list-style-type: none"> TVBC 	<ul style="list-style-type: none"> FA Parish Councils 	<ul style="list-style-type: none"> To be determined

5.3 Longer Term

Figure 23: Longer term actions

Site	Sport(s)	Action	Lead	Partners	Cost
North					
Foxcote Sports Park	<ul style="list-style-type: none"> Football / Rugby / Archery 	<ul style="list-style-type: none"> Review the progress of the short term recommendations (see 5.2). 	<ul style="list-style-type: none"> Clubs (3) 	<ul style="list-style-type: none"> TVBC FA RFU 	<ul style="list-style-type: none"> To be determined
Andover (Site to be determined)	<ul style="list-style-type: none"> Hockey 	<ul style="list-style-type: none"> Review a needs case for a second hockey AGP to serve demand in Andover and the site and funding options. 	<ul style="list-style-type: none"> TVBC 	<ul style="list-style-type: none"> EH Andover Hockey Club 	<ul style="list-style-type: none"> c. £10k review (c. £800k sand dressed AGP)
Barton Stacey Recreation Ground	<ul style="list-style-type: none"> Football 	<ul style="list-style-type: none"> Replace pavilion (2 team) 	<ul style="list-style-type: none"> Barton Stacey PC 	<ul style="list-style-type: none"> FA / FF TVBC Barton Stacey FC & Youth FC 	<ul style="list-style-type: none"> c. £255k
Anton Junior School	<ul style="list-style-type: none"> Football 	<ul style="list-style-type: none"> Resurface 2 No. small sided 3G pitches 	<ul style="list-style-type: none"> Anton Junior School 	<ul style="list-style-type: none"> Andover Town YFC Andover New Street FC FA - advisory support only (not a funding priority) 	<ul style="list-style-type: none"> To be determined
Andover Sports Academy	<ul style="list-style-type: none"> Football 	<ul style="list-style-type: none"> Establish feasibility/ business case of converting disused single tennis court to a small sided 3G AGP. 	<ul style="list-style-type: none"> Andover Community Services 	<ul style="list-style-type: none"> TVBC FA - advisory support only (not a funding priority) 	<ul style="list-style-type: none"> c. £405k
South					
Romsey Rapids Sports Complex Bypass (Romsey) Ground	<ul style="list-style-type: none"> Cricket Football 	<ul style="list-style-type: none"> Commission a feasibility study / master plan to review all provision on the two sites (including the indoor sports and leisure facilities) and establish a preferred option, costs and funding strategy for enhancing this key sports hub, to include 	<ul style="list-style-type: none"> TVBC 	<ul style="list-style-type: none"> FA / FF ECB OT&R CC Romsey Town FC Bypass Ground landowner Romsey Future Romsey Extra Parish Council 	<ul style="list-style-type: none"> c. £20k feasibility study

Figure 23: Longer term actions

Site	Sport(s)	Action	Lead	Partners	Cost
		replacement of the existing inadequate pavilion facilities of Old Tauntonian & Romsey Cricket Club and Romsey Football Club.			
Trojans Sports Club	<ul style="list-style-type: none"> o Rugby o Hockey o Cricket 	<ul style="list-style-type: none"> o Subject to findings of feasibility study, provide a second hockey AGP and change of surface of a rugby pitch to 3G AGP. 	<ul style="list-style-type: none"> o Trojans Sports Club 	<ul style="list-style-type: none"> o Eastleigh BC o TVBC o NGBs 	<ul style="list-style-type: none"> o £800k hockey AGP o £1.285k rugby AGP
Nursling & Rownhams Recreation Ground	<ul style="list-style-type: none"> o Football 	<ul style="list-style-type: none"> o Pavilion provision (4 team) 	<ul style="list-style-type: none"> o Nursling & Rownhams PC 	<ul style="list-style-type: none"> o FA / FF o TVBC o Newton Heath o Nursling Vets 	<ul style="list-style-type: none"> o c. £665k

6. Conclusion

- 6.1 This Playing Pitch Strategy replaces the strategy published in 2014 and forms part of the evidence base that informs the review of the Local Plan for Test Valley Borough to 2036.
- 6.2 Since the last Test Valley Playing Pitch Strategy was published, the quantity of secured playing pitches available to residents of Test Valley and its catchment area has increased substantially. For example, to support new residential development and population increases in Andover, major new multi pitch playing field sites have been completed at Picket Twenty and East Anton/Augusta Park.
- 6.3 In addition, in Stoneham Lane just outside the borough boundary to the south, the FA has opened the first of a number of new Football Hub sites planned for the most densely populated parts of the county. This new provision (with three operational 3G football pitches and a number of natural turf pitches available from 2020/21) is accessible to residents in the south of Test Valley and accommodates a number of Test Valley club teams that compete in the Eastleigh & District Mini Soccer League.
- 6.4 The quality and playing capacity, of the pitch stock has also been enhanced at a number of key sites in accordance with recommendations in the 2014 PPS. Examples include Knightwood Leisure Centre (drainage), Foxcotte Sports Park (drainage and rugby floodlights), John Hanson School and Romsey School (AGP upgrades/resurfacing), Sherfield English Sports Field (pitch drainage and pavilion) Hardmoor Sports Ground¹⁶ (drainage and new pavilion).
- 6.5 It has been established that the current supply of pitches, together with new pitches at sites currently in development or recently completed, provide sufficient capacity to meet most of the demand of the current resident population in the peak period.
- 6.6 The main shortfall in the current picture of supply and demand for playing pitches is capacity for football team training and recreational small sided football in the peak weekday evening period in Andover. The Strategy recommends that a feasibility study be undertaken for the provision of a further 3G AGP in Andover to include consideration of the siting options identified in this study.
- 6.7 The strategy has identified the likely impact of the population growth currently projected on future demand for pitches for team games and training for the leading pitch sports within Test Valley and its two sub areas (north and south) as well as the potential impact of trends in the key sports, particularly growth in participation by women and girls.
- 6.8 In the future, population growth and participation trends in the sports together evidence a needs case for further playing pitch provision. Foxcotte Sports Park in Andover and the Romsey Sports Centre site in the south are key opportunity sites for revised and/or enhanced playing pitch provision as the population of the towns continues to grow in size. There is also strong needs case for further non-turf cricket pitches to be installed at the key cricket sites in the two towns. Finally, there is likely to be a need for an additional hockey AGP and, potentially, a further rugby compliant AGP to serve population growth in the catchment area of Trojans Sports Club taking in parts of south Test Valley, west Eastleigh Borough and north Southampton.
- 6.9 Whilst the current and forecast population increases are accounted for within the priority projects, there is a degree of uncertainty as to future allocations for new housing associated with the review of the Test Valley Local Plan. Should new allocations be made that result in substantially greater population growth than the current projections, there will be more demand for playing pitches than accounted for in this strategy. Such changes in the picture of demand should be taken into account (along with any changes in supply) in the process of periodic review and updating the strategy and action plan.
- 6.10 The main needs for enhancement of existing playing pitch sites relate to ancillary changing and social pavilions, for example at Andover Cricket Ground, Romsey Sports Centre, Broughton Playing Field as well as at two of the three football stadia in the borough (i.e. in Foxcotte Sports Park and at the Bypass (Romsey) Football Ground adjacent to Romsey Sports Centre).

¹⁶ By Eastleigh Borough Council

- 6.11 There is also a need for specialist equipment and regular training of volunteers and Council ground staff responsible for maintaining football and/or cricket pitches, particularly those in the rural areas that are used extensively by community clubs (for example in West Wellow, Wherwell, Sherfield English, and Braishfield).