




Large Oak prior to tree work, Valley Park

Tree pruning


It is vital that you clearly specify the works you want to carry out for each tree included in your application. A proposal simply to 'cut back', 'lop' or 'trim' some branches is too vague because it fails to indicate the extent of the works.

The common operations described and simply illustrated here show some of your options. An arborist should be able to help in defining the work that will be appropriate for the tree(s) and in line with British Standard BS 3998 - 2010 'Recommendations for Tree Work'. Please note that the entire branch system is known as the 'crown'.


Local Planting Authority approval is not required to remove dead branches this is exempt works under a tree preservation order.




The crown of a tree



Crown thinning



Crown reduction by 1.5m from height and sides




Smaller crown created as end result but shape and overall aesthetic image are maintained

Crown Thinning

This reduces the density of the tree's crown without changing the overall shape and size of the tree. Thinning reduces the amount of foliage and allows more light through the canopy or crown. The amount of thinning proposed should be specified as a percentage (%) of the leaf area (usually no more than 30%).

This is useful for letting more light into gardens and windows, however thinning some species of trees can increase over time the density of foliage in the crown. The reason for this is that thinning increases light levels and encourages back budding so hence a denser canopy overtime.



State dimension for a crown lift ie 2.5m above ground level

Crown Lifting

This means removing lower branches to increase the clearance between the ground and the crown. Identify the branches you wish to remove, or specify a height above ground level to which you wish to "lift" the crown. Useful for allowing more light into gardens Prevents low branches obstructing paths, drives etc.

Crown Reduction

The tree crown is reduced by shortening branches, and so changes the overall size and shape of the tree. Reductions are usually carried out all round the outer parts of the crown to maintain a balanced shape, but seldom should it include cutting through the main stem.

The amount of reduction proposed should be stated in terms of the intended height and spread of the tree after pruning (rather than what percentage (%) of the overall crown is to be removed).

Partial reduction may be useful for preventing branches contacting buildings, roofs and guttering



Large Oak post tree work, crown reduction



Pollard (left) and re-pollard (right) of Lime trees

Pollarding or re-pollard

This is a traditional form of tree management, and involves the removal of all the branches. It should not be used on large trees that have not previously been pollarded, for large wounds created initiate serious decay in mature and maturing trees. It is not suitable for certain species as very heavy pruning may kill some species while others will be stimulated to produce a proliferation of very dense re-growth of shoots from each wound.

Formative pruning and training

Pruning trees when young (formative pruning) may reduce the need for major pruning in middle age and in maturity. The need to prune middle age and mature trees is frequently determined by their position in the landscape. There are occasions when changing land use (e.g. building or highway development) may make extensive pruning necessary.

Crown clean

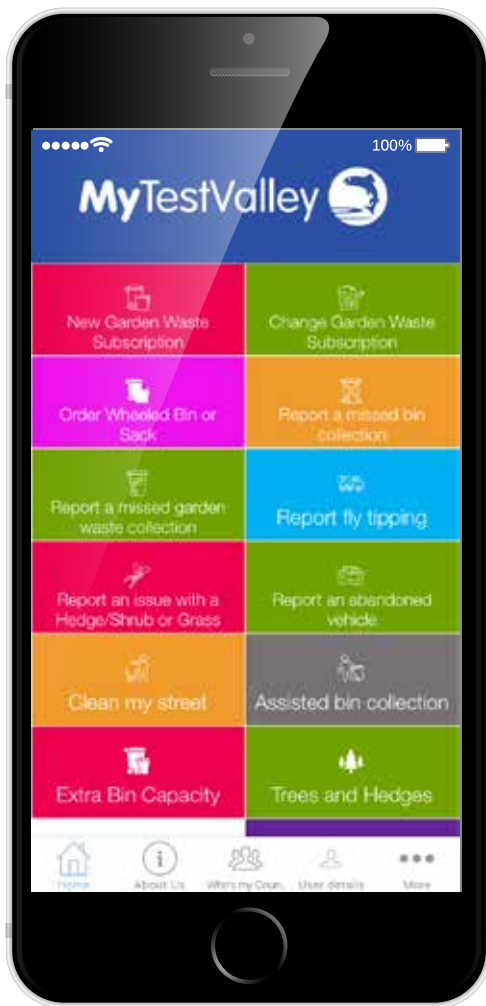
This is the removal of dead wood, crossing branches and any defective or damaged branches from within the crown for health and safety. If possible if there is no risk then dead wood should be retained for wildlife.

Coppicing

This is the cutting down of trees close to ground level with the intention of encouraging regrowth of multiple shoots. It is a traditional form of tree management but not appropriate for all tree species. The most common tree species used for coppicing include Hazel, Ash, Sweet chestnut and willow.



Coppiced stump regenerating after 1st cut



'My Test Valley' allows residents to report issues such as missed bins, overgrown shrubs and hedges and fly-tips, quickly and easily.

You can attach useful information including photographs and videos, as well as pin point where the problem is on the interactive map. Once you click Submit, the report will be sent to Test Valley Borough Council to look into.

The app also includes links to useful information on the Council's website.

What issues can you report?

- Report a Missed Bin Collection
- Report a Missed Garden Waste Collection
- Report Fly Tipping
- Report an issue with a Hedge/ Shrub
- Report a Pothole to Hampshire County Council
- Report faulty Street Lights to Hampshire CC

Features

- Submit a report about a problem

- Receive information about your submitted report
- View your submitted reports
- Add notes to existing reports
- Access council news and events
- Set up/update your contact details

How do you submit a report?

- Select the category which best describes the problem
- Answer the questions and attach evidence such as a photograph or video
- Enter the location of the problem, either manually or by using your mobile device mapping software
- Submit the report to the Council

What happens next?

Your report will be sent to the Council to look into and you will receive an e-mail giving details of your service request number. Once your issue has been resolved, you will receive an email confirming the incident as closed.

Contact us

customerservices@testvalley.gov.uk



Note: If you are unsure of what work you wish to carry out or whether the tree(s) will tolerate it you should obtain qualified arboricultural advice.

For additional advice on trees:

Tree Health Diagnostic and Advisory Service Forest Research, Alice Holt Lodge, Farnham, Surrey, GU10 4LH, England. Tel. 01420 23000

e-mail ddas.ah@forestry.gsi.gov.uk
www.forestry.gov.uk/fr/INFD-5UWEY6

The Arboricultural Association
 The Malthouse, Stroud Green, Standish, Stonehouse, Gloucestershire, GL10 3DL.
 Tel: 01242 522152
www.trees.org.uk/Directory-of-Tree-Surgeons

Useful contacts and references:

If you have any concerns regarding trees managed by Test Valley Borough Council - often land in public open spaces and parks - please contact Customer Services who will firstly confirm whether the land is indeed managed by the council.

Telephone 01264 368000 or 01794 527700 / Minicom 01264 368052
 Test Valley Borough Council, Beech Hurst, Weyhill Road, Andover, Hampshire, SP10 3AJ
www.testvalley.gov.uk

Date of publication: September 2016 Thanks to West Berkshire Council for sharing the information contained with this publication.